

PARLEMETER 2017

A STRONGER VOICE

CITIZENS' VIEWS ON PARLIAMENT AND THE EU

PART II:

COMPLETE SURVEY RESULTS

STUDY - Public Opinion Monitoring Series

Directorate-General for Communication

Public Opinion Monitoring Unit






























October 2017 - PE 608.759

TABLE OF CONTENTS

1.	Interest in European affairs.....	4
2.	Media recall	5
3.	Use of Media - Television.....	6
4.	Use of Media – Radio	7
5.	Use of Media– Written Press	8
6.	Use of Media – Internet.....	9
7.	Use of Media– Social Networks.....	10
8.	Sources for information on European political matters.....	11
9.	Sources for information on European political matters.....	12
10.	Trust in Media Sources.....	13
11.	Image of the European Parliament.....	15
12.	Role of the European Parliament	16
13.	Priority policies	17
14.	Values to defend	21
15.	Membership in the EU.....	22
16.	Benefits from Membership.....	23
17.	Reasons for benefits.....	24
18.	EU protection from threats.....	26
19.	EU achievements to preserve.....	28
20.	Interest in European elections	30
21.	Importance of voting in European elections	31
22.	Importance of voting in National elections.....	32
23.	Reasons to vote in European elections.....	33
24.	Reasons not to vote in the European elections	35
25.	My voice counts in the EU.....	37
26.	My voice counts in my country	38
27.	Things are going in the right/wrong direction in my country.....	39
28.	Things are going in the right/wrong direction in the EU	40

1. Interest in European affairs






























Q1 Would you say that you are very interested, fairly interested, not very interested or not at all interested in European affairs?
(%)

	Very interested		Fairly interested		Not very interested		Not at all interested		Don't know	Total 'Interested'		Total 'Not interested'	
	EB88.1	Δ*	EB88.1	Δ*	EB88.1	Δ*	EB88.1	Δ*		EB88.1	Δ*	EB88.1	Δ*
EU28 	14	+2	43	-1	27	-2	15	+1	1	57	+1	42	-1
EURO AREA	14	+1	43	=	28	-1	14	=	1	57	+1	42	-1
NON-EURO AREA	14	+2	44	-1	25	-2	16	+2	1	58	+1	41	=
BE 	11	+1	48	+3	30	-3	11	-1	0	59	+4	41	-4
BG 	7	-1	33	-2	35	=	23	+3	2	40	-3	58	+3
CZ 	4	-1	32	=	43	=	21	+1	0	36	-1	64	+1
DK 	20	+1	54	-4	23	+4	3	=	0	74	-3	26	+4
DE 	26	+3	47	-2	21	-1	6	+1	0	73	+1	27	=
EE 	6	-2	52	-1	33	+2	9	+2	0	58	-3	42	+4
IE 	16	-1	44	-6	24	+1	16	+6	0	60	-7	40	+7
EL 	12	-2	39	-1	30	=	19	+3	0	51	-3	49	+3
ES 	9	+2	35	-4	38	+1	17	+1	1	44	-2	55	+2
FR 	9	-1	42	+5	25	-2	23	-2	1	51	+4	48	-4
HR 	11	+2	43	+2	30	=	16	-3	0	54	+4	46	-3
IT 	9	+2	39	+1	35	=	16	-3	1	48	+3	51	-3
CY 	9	-1	37	-2	31	-2	23	+5	0	46	-3	54	+3
LV 	10	-3	47	-4	34	+6	9	+1	0	57	-7	43	+7
LT 	11	+1	50	-2	30	-2	9	+3	0	61	-1	39	+1
LU 	17	-2	51	+5	21	-1	10	-2	1	68	+3	31	-3
HU 	13	+7	42	-1	31	-5	14	=	0	55	+6	45	-5
MT 	11	-4	48	+1	29	+2	8	-1	4	59	-3	37	+1
NL 	20	+2	64	+2	14	-3	2	-1	0	84	+4	16	-4
AT 	21	+3	45	-2	28	-1	6	+1	0	66	+1	34	=
PL 	12	+3	49	-5	25	-1	12	+5	2	61	-2	37	+4
PT 	5	=	37	-1	40	-5	18	+6	0	42	-1	58	+1
RO 	7	-3	33	=	33	-1	27	+4	0	40	-3	60	+3
SI 	8	+2	40	+6	39	-8	13	=	0	48	+8	52	-8
SK 	4	=	35	-3	37	-1	23	+4	1	39	-3	60	+3
FI 	17	+2	61	+7	19	-8	3	-1	0	78	+9	22	-9
SE 	14	-4	63	+7	20	-2	3	-1	0	77	+3	23	-3
UK 	22	+6	44	=	18	-5	15	-1	1	66	+6	33	-6

*Evolution Mar. 2017 - Sept./Oct. 2017

2. Media recall






























Q2 Have you recently read in the press, seen on the Internet or on television or heard on the radio something about the European Parliament?
(%)

		Yes		No		Don't know
		EB88.1	Δ*	EB88.1	Δ*	EB88.1
EU28		60	<i>0</i>	39	<i>0</i>	1
EURO AREA		58	<i>0</i>	41	<i>0</i>	1
NON-EURO AREA		63	<i>0</i>	35	<i>-1</i>	2
BE		56	<i>-1</i>	44	<i>2</i>	0
BG		39	<i>-10</i>	56	<i>7</i>	5
CZ		50	<i>-7</i>	46	<i>5</i>	4
DK		59	<i>-3</i>	40	<i>3</i>	1
DE		69	<i>-1</i>	30	<i>3</i>	1
EE		78	<i>3</i>	20	<i>-4</i>	2
IE		55	<i>5</i>	45	<i>-5</i>	0
EL		59	<i>-9</i>	41	<i>9</i>	0
ES		57	<i>-5</i>	42	<i>4</i>	1
FR		41	<i>6</i>	58	<i>-6</i>	1
HR		64	<i>7</i>	35	<i>-7</i>	1
IT		53	<i>1</i>	46	<i>-1</i>	1
CY		57	<i>6</i>	43	<i>-6</i>	0
LV		72	<i>0</i>	28	<i>1</i>	0
LT		75	<i>-6</i>	25	<i>6</i>	0
LU		82	<i>9</i>	17	<i>-10</i>	1
HU		65	<i>5</i>	35	<i>-4</i>	0
MT		64	<i>-4</i>	33	<i>1</i>	3
NL		68	<i>-5</i>	31	<i>4</i>	1
AT		60	<i>1</i>	38	<i>-1</i>	2
PL		63	<i>1</i>	36	<i>-1</i>	1
PT		61	<i>-6</i>	37	<i>4</i>	2
RO		51	<i>-3</i>	49	<i>4</i>	0
SI		68	<i>-4</i>	32	<i>4</i>	0
SK		59	<i>-16</i>	37	<i>13</i>	4
FI		77	<i>3</i>	23	<i>-3</i>	0
SE		68	<i>-8</i>	30	<i>6</i>	2
UK		71	<i>2</i>	27	<i>-3</i>	2

*Evolution Sept./Oct. 2016 - Sept./Oct. 2017

3. Use of Media - Television






























Q3.1 Could you tell me to what extent you...?
Watch television (on a TV set or via the Internet) (%)

		Everyday/ Almost everyday		Two or three times a week		About once a week		Two or three times a month		Less often		Never		No access to this medium (SPONTANEOUS)		Don't know		Total 'At least once a week'	
		EB88.1	Δ*	EB88.1	Δ*	EB88.1	Δ*	EB88.1	Δ*	EB88.1	Δ*	EB88.1	Δ*	EB88.1	Δ*	EB88.1	Δ*	EB88.1	Δ*
EU28		81	-1	10	0	3	0	1	0	2	0	3	1	0	0	0	0	94	-1
EURO AREA		82	0	10	1	2	-1	1	0	2	0	3	0	0	0	0	0	94	0
NON-EURO AREA		79	-3	11	-1	3	0	1	0	2	1	4	3	0	0	0	0	93	-4
BE		81	0	12	1	2	-2	1	0	2	0	2	1	0	0	0	0	95	-1
BG		90	-3	6	1	1	0	0	0	1	1	2	1	0	0	0	0	97	-2
CZ		69	-10	11	-3	4	1	2	1	4	2	10	9	0	0	0	0	84	-12
DK		77	-4	13	1	4	1	2	1	2	0	2	1	0	0	0	0	94	-2
DE		77	-1	12	2	3	0	1	0	4	1	3	-1	0	-1	0	0	92	1
EE		78	0	10	-1	3	0	1	-1	3	-1	5	3	0	0	0	0	91	-1
IE		77	-9	11	2	2	0	1	0	3	2	5	4	0	0	1	1	90	-7
EL		83	-2	9	-1	3	1	1	0	2	0	2	2	0	0	0	0	95	-2
ES		83	0	10	2	2	0	1	0	2	0	2	-2	0	0	0	0	95	2
FR		80	1	9	0	2	-1	1	-1	2	-1	6	2	0	0	0	0	91	0
HR		87	-1	7	1	2	-1	0	-1	2	0	2	2	0	0	0	0	96	-1
IT		90	0	7	1	1	-1	0	0	1	0	1	0	0	0	0	0	98	0
CY		79	-1	12	1	4	0	1	0	2	0	2	0	0	0	0	0	95	0
LV		73	-2	11	-1	5	1	1	-1	3	0	7	3	0	0	0	0	89	-2
LT		79	-3	10	2	3	0	1	-2	3	1	4	2	0	0	0	0	92	-1
LU		65	-6	15	1	6	-1	2	0	5	3	7	3	0	0	0	0	86	-6
HU		80	0	10	-2	4	0	1	1	1	-1	4	2	0	0	0	0	94	-2
MT		74	-5	14	2	4	0	1	0	3	1	3	1	1	1	0	0	92	-3
NL		79	1	13	-1	3	0	1	0	2	0	2	0	0	0	0	0	95	0
AT		84	3	9	-2	3	0	0	-1	2	0	2	0	0	0	0	0	96	1
PL		79	-1	13	-1	2	-1	1	0	2	1	3	2	0	0	0	0	94	-3
PT		91	-3	4	0	1	0	0	0	2	1	2	2	0	0	0	0	96	-3
RO		86	-1	7	-1	2	-1	0	0	1	0	4	3	0	0	0	0	95	-3
SI		73	-5	14	3	5	1	2	1	4	0	2	0	0	0	0	0	92	-1
SK		79	-3	12	0	5	2	0	-1	2	1	2	1	0	0	0	0	96	-1
FI		77	-1	11	-1	3	0	2	-1	3	1	4	2	0	0	0	0	91	-2
SE		74	-2	12	-2	5	2	2	0	4	1	3	1	0	0	0	0	91	-2
UK		77	-5	12	0	4	1	1	1	3	1	3	2	0	0	0	0	93	-4

*Evolution Nov. 2016 - Sept./Oct. 2017

4. Use of Media – Radio






























Q3.2 Could you tell me to what extent you...?
Listen to the radio (%)

		Everyday/ Almost everyday		Two or three times a week		About once a week		Two or three times a month		Less often		Never		No access to this medium (SPONTANEOUS)		Don't know		Total 'At least once a week'	
		EB88.1	Δ*	EB88.1	Δ*	EB88.1	Δ*	EB88.1	Δ*	EB88.1	Δ*	EB88.1	Δ*	EB88.1	Δ*	EB88.1	Δ*	EB88.1	Δ*
EU28		49	2	17	-2	8	-1	3	-1	9	1	14	1	0	0	0	0	74	-1
EURO AREA		50	0	17	-1	7	0	3	0	9	1	14	1	0	-1	0	0	74	-1
NON-EURO AREA		47	4	18	-2	9	-2	3	-1	9	1	14	0	0	0	0	0	74	0
BE		59	0	17	0	8	-1	3	0	7	0	6	1	0	0	0	0	84	-1
BG		34	9	26	3	10	-2	4	-3	13	-2	12	-5	0	0	1	0	70	10
CZ		46	1	25	3	7	-2	4	-1	10	-1	8	0	0	0	0	0	78	2
DK		63	3	14	-1	6	-1	4	0	6	-2	7	1	0	0	0	0	83	1
DE		63	-2	15	0	5	1	1	-1	9	2	7	1	0	-1	0	0	83	-1
EE		61	1	14	1	5	-2	2	-1	8	-1	10	2	0	0	0	0	80	0
IE		68	3	14	-5	6	1	1	-1	5	1	6	1	0	0	0	0	88	-1
EL		37	4	25	-5	9	-2	4	-1	14	2	11	4	0	-1	0	0	71	-3
ES		32	-3	21	1	9	2	4	-1	14	3	19	-3	1	1	0	0	62	0
FR		55	3	11	-3	5	-2	2	0	6	0	21	3	0	-1	0	0	71	-2
HR		54	11	18	0	8	-3	3	-2	11	-2	6	-4	0	0	0	0	80	8
IT		35	0	18	-6	12	1	6	1	10	1	19	4	0	-1	0	0	65	-5
CY		48	1	20	2	8	0	4	1	11	1	9	-4	0	0	0	0	76	3
LV		52	0	13	-2	5	-2	4	1	6	-1	20	6	0	-1	0	0	70	-4
LT		47	-6	15	-2	10	4	4	1	7	1	17	4	0	-1	0	0	72	-4
LU		58	-2	18	3	6	-1	3	1	6	-2	9	1	0	0	0	0	82	0
HU		44	9	17	-6	12	0	2	-2	11	2	14	-3	0	0	0	0	73	3
MT		42	-8	16	4	7	1	3	1	12	5	20	-2	0	0	0	0	65	-3
NL		56	-1	17	1	6	-2	4	1	6	-2	11	3	0	0	0	0	79	-2
AT		66	6	15	-5	7	0	3	0	5	0	4	-1	0	0	0	0	88	1
PL		45	6	20	-5	12	-5	5	0	6	2	12	2	0	0	0	0	77	-4
PT		41	3	20	-1	7	-3	3	-1	13	0	16	3	0	-1	0	0	68	-1
RO		28	4	18	-4	9	-2	4	0	12	4	28	-2	1	1	0	0	55	-2
SI		66	4	14	1	4	0	2	1	9	-3	5	-3	0	0	0	0	84	5
SK		56	6	19	-4	7	-1	2	-2	8	1	8	1	0	-1	0	0	82	1
FI		54	0	19	2	7	-3	6	2	7	0	7	-1	0	0	0	0	80	-1
SE		60	2	15	0	7	-1	4	0	8	-2	6	1	0	0	0	0	82	1
UK		54	2	14	-1	6	-3	2	-1	10	3	14	0	0	0	0	0	74	-2

*Evolution Nov. 2016 - Sept./Oct. 2017

5. Use of Media– Written Press






























Q3.3 Could you tell me to what extent you...? Read the written press (%)

		Everyday/ Almost everyday		Two or three times a week		About once a week		Two or three times a month		Less often		Never		No access to this medium (SPONTANEOUS)		Don't know		Total 'At least once a week'	
		EB88.1	Δ*	EB88.1	Δ*	EB88.1	Δ*	EB88.1	Δ*	EB88.1	Δ*	EB88.1	Δ*	EB88.1	Δ*	EB88.1	Δ*	EB88.1	Δ*
EU28		27	-2	14	-3	15	0	7	1	14	2	23	3	0	0	0	0	56	-5
EURO AREA		29	-3	15	-2	15	1	6	0	13	1	22	3	0	0	0	0	59	-4
NON-EURO AREA		23	1	13	-3	15	-2	8	1	14	1	26	2	1	1	0	0	51	-4
BE		33	-6	16	-1	17	1	6	-1	10	1	18	6	0	0	0	0	66	-6
BG		8	-1	16	-1	21	-1	10	0	22	5	21	-2	0	-1	2	0	45	-3
CZ		12	-2	17	-3	21	-2	10	2	18	3	21	1	1	1	0	0	50	-7
DK		44	-6	11	-1	8	-2	6	1	12	4	18	3	1	1	0	0	63	-9
DE		48	-4	14	-3	13	3	3	0	11	0	11	5	0	-1	0	0	75	-4
EE		32	-1	17	-2	14	-3	7	2	15	3	15	1	0	0	0	0	63	-6
IE		37	6	16	-8	15	-3	5	1	11	1	15	2	1	1	0	0	68	-5
EL		8	1	9	-1	11	-3	9	-1	27	0	36	5	0	-1	0	0	28	-3
ES		16	1	17	0	15	1	6	0	18	5	27	-7	1	1	0	0	48	2
FR		22	-5	12	0	16	1	5	-2	12	2	33	5	0	-1	0	0	50	-4
HR		25	6	14	-4	13	-4	8	-1	19	1	20	2	1	1	0	0	52	-2
IT		16	-2	19	-4	18	1	10	2	14	1	23	3	0	-1	0	0	53	-5
CY		12	-1	6	-6	13	0	4	0	18	2	46	7	1	0	0	0	31	-7
LV		11	-6	19	-1	21	0	11	3	13	-1	25	5	0	0	0	0	51	-7
LT		18	-10	20	-4	20	1	7	3	13	4	22	7	0	-1	0	0	58	-13
LU		47	-4	19	4	9	-1	4	0	7	-3	13	3	1	1	0	0	75	-1
HU		23	5	13	-3	15	0	6	-2	16	-2	27	2	0	0	0	0	51	2
MT		13	-2	4	-3	11	-5	5	0	10	3	50	2	7	6	0	0	28	-10
NL		49	-5	13	0	10	-1	4	0	7	1	17	5	0	0	0	0	72	-6
AT		55	10	16	-8	12	-3	5	2	8	1	4	-2	0	0	0	0	83	-1
PL		12	4	13	-6	19	-5	12	-2	16	5	27	4	1	1	0	0	44	-7
PT		19	-8	22	-4	18	-1	9	3	15	7	16	4	1	0	0	0	59	-13
RO		11	2	7	-5	14	-3	9	1	18	5	40	0	1	1	0	0	32	-6
SI		34	2	16	0	12	-2	4	-1	19	1	15	0	0	0	0	0	62	0
SK		19	5	15	-6	18	-1	9	-2	16	-1	23	7	0	-1	0	0	52	-2
FI		63	-1	15	-1	8	-1	5	1	5	2	4	0	0	0	0	0	86	-3
SE		63	-4	14	0	8	3	4	0	7	1	4	0	0	0	0	0	85	-1
UK		31	2	13	-3	14	-1	5	1	11	-2	26	3	0	0	0	0	58	-2

*Evolution Nov. 2016 - Sept./Oct. 2017

6. Use of Media – Internet






























Q3.4 Could you tell me to what extent you...?
Use the Internet (%)

		Everyday/ Almost everyday		Two or three times a week		About once a week		Two or three times a month		Less often		Never		No access to this medium (SPONTANEOUS)		Don't know		Total 'At least once a week'	
		EB88.1	Δ*	EB88.1	Δ*	EB88.1	Δ*	EB88.1	Δ*	EB88.1	Δ*	EB88.1	Δ*	EB88.1	Δ*	EB88.1	Δ*	EB88.1	Δ*
EU28		65	4	9	-1	3	-1	1	0	2	0	18	0	2	-1	0	77	2	
EURO AREA		65	5	9	-2	3	-1	1	0	2	0	17	0	3	-1	0	77	2	
NON-EURO AREA		66	4	8	-1	3	-1	1	0	2	0	19	-1	1	0	0	77	2	
BE		71	4	12	1	3	-2	1	-1	2	-1	10	-2	1	1	0	86	3	
BG		53	7	8	-3	2	0	1	0	2	0	28	-4	5	0	1	63	4	
CZ		60	1	11	-1	5	0	1	-1	4	2	18	1	1	-1	0	76	0	
DK		87	4	5	-1	2	1	1	1	1	0	3	-3	1	-1	0	94	4	
DE		67	8	10	-3	3	0	1	0	2	-1	15	3	2	-6	0	80	5	
EE		70	-1	3	-1	2	0	1	1	2	0	15	0	7	2	0	75	-2	
IE		73	4	9	-2	2	-1	1	0	2	-1	12	-1	1	1	0	84	1	
EL		53	3	8	-2	3	0	1	1	1	-1	29	-1	5	1	0	64	1	
ES		57	2	10	-2	4	0	1	0	3	2	22	-3	3	2	0	71	0	
FR		73	4	7	-2	3	1	1	0	1	-1	14	-1	1	-1	0	83	3	
HR		58	9	8	0	3	-2	1	-1	4	-1	22	-5	4	1	0	69	7	
IT		56	7	10	-1	4	-3	2	0	2	-1	22	-1	3	-1	1	70	3	
CY		61	5	9	1	2	0	1	-1	2	1	18	-7	7	2	0	72	6	
LV		71	5	5	-1	2	0	1	-1	0	-1	19	1	1	-3	1	78	4	
LT		64	5	5	-2	2	0	1	0	1	0	24	1	3	-2	0	71	3	
LU		72	-4	11	3	3	1	0	0	2	-1	9	0	3	1	0	86	0	
HU		57	4	9	-1	3	-1	1	-1	3	0	26	-2	1	1	0	69	2	
MT		64	-1	7	1	1	0	1	0	1	0	19	-2	6	2	1	72	0	
NL		90	1	5	-1	1	0	0	0	1	0	3	0	0	0	0	96	0	
AT		67	11	10	-7	4	-2	1	0	2	0	12	0	4	-2	0	81	2	
PL		56	6	10	-3	4	-1	1	-1	2	0	26	-1	1	0	0	70	2	
PT		57	4	9	0	1	-2	1	0	1	0	25	-2	6	2	0	67	2	
RO		44	2	10	1	4	0	0	-1	2	0	38	-1	2	1	0	58	3	
SI		63	2	7	0	3	0	1	0	4	-1	19	2	3	-1	0	73	2	
SK		57	3	10	-1	4	-2	1	0	3	0	23	2	2	-1	0	71	0	
FI		78	2	6	0	1	-1	1	0	1	0	10	-2	3	2	0	85	1	
SE		88	3	4	-1	1	-1	1	1	1	-1	4	-1	1	0	0	93	1	
UK		79	3	7	1	1	-2	1	1	1	-2	10	-1	1	1	0	87	2	

*Evolution Nov. 2016 - Sept./Oct. 2017

7. Use of Media– Social Networks






























Q3.5 Could you tell me to what extent you...?
Use online social networks (%)

		Everyday/ Almost everyday		Two or three times a week		About once a week		Two or three times a month		Less often		Never		No access to this medium (SPONTANEOUS)		Don't know	Total 'At least once a week'	
		EB88.1	Δ*	EB88.1	Δ*	EB88.1	Δ*	EB88.1	Δ*	EB88.1	Δ*	EB88.1	Δ*	EB88.1	Δ*		EB88.1	Δ*
EU28		43	5	10	0	5	-1	2	0	4	0	34	-2	2	-1	0	58	4
EURO AREA		42	7	10	0	4	-2	2	0	4	-1	35	-2	3	-1	0	56	5
NON-EURO AREA		46	4	10	0	4	-1	2	0	3	-1	34	-1	1	0	0	60	3
BE		52	10	12	2	5	-2	1	-3	4	-2	25	-5	1	0	0	69	10
BG		41	9	11	-2	3	-2	1	0	3	1	35	-5	5	-1	1	55	5
CZ		34	1	12	1	7	1	2	0	6	1	38	-2	1	-1	0	53	3
DK		61	2	9	-1	4	0	2	0	4	1	17	-2	3	1	0	74	1
DE		35	8	11	1	4	-1	1	0	6	-2	41	2	2	-8	0	50	8
EE		50	3	7	0	3	-1	1	-1	4	-1	28	0	7	2	0	60	2
IE		58	7	9	-2	4	-1	1	0	3	-1	24	-2	1	0	0	71	4
EL		41	5	10	-2	3	0	0	-1	2	0	38	-3	6	2	0	54	3
ES		44	6	10	-2	6	1	2	-1	4	1	31	-6	3	2	0	60	5
FR		41	3	7	0	4	0	2	0	4	1	40	-4	1	-1	1	52	3
HR		46	11	8	0	3	-2	1	-1	4	-1	34	-7	4	1	0	57	9
IT		39	8	11	-1	6	-3	3	0	4	0	32	-3	4	-1	1	56	4
CY		51	6	10	1	2	-1	1	0	2	-2	26	-5	8	3	0	63	6
LV		55	5	5	-3	4	0	2	0	2	0	30	1	1	-3	1	64	2
LT		47	1	7	1	2	0	1	0	2	0	38	2	3	-1	0	56	2
LU		46	4	13	2	2	-3	2	-1	4	-2	28	-3	5	3	0	61	3
HU		45	5	10	0	8	1	1	-1	3	-1	33	-3	0	-1	0	63	6
MT		54	0	9	2	2	0	1	1	2	0	25	-5	6	2	1	65	2
NL		58	3	10	-2	5	1	2	1	4	-1	20	-3	1	1	0	73	2
AT		44	10	12	-8	7	-2	3	1	3	0	27	2	4	-2	0	63	0
PL		36	9	11	-3	4	-3	3	0	2	-2	42	-1	2	1	0	51	3
PT		46	5	11	0	3	-2	0	-1	2	-1	31	-3	6	2	1	60	3
RO		40	5	10	-1	4	0	0	-2	2	0	42	-1	2	1	0	54	4
SI		43	6	9	2	4	0	1	0	6	-2	34	-2	3	-2	0	56	8
SK		42	4	9	-3	4	-2	1	-1	4	1	37	3	2	-1	1	55	-1
FI		53	5	6	-1	3	-2	2	-1	3	-1	30	-1	3	2	0	62	2
SE		63	6	8	-1	4	-3	2	1	4	0	18	-3	1	0	0	75	2
UK		54	1	8	0	3	0	1	0	4	-1	29	-1	1	1	0	65	1

*Evolution Nov. 2016 - Sept./Oct. 2017

8. Sources for information on European political matters






























Q4a Where do you get most of your news on European political matters?
(%)

		Television		The written press		Radio		Websites		Online social networks		Other (SPONTANEOUS)		None/ You do not look for this kind of information (SPONTANEOUS)		Don't know
		EB88.1	Δ*	EB88.1	Δ*	EB88.1	Δ*	EB88.1	Δ*	EB88.1	Δ*	EB88.1	Δ*	EB88.1	Δ*	
EU28		55	1	8	-2	7	0	16	3	6	3	0	0	8	-4	0
EURO AREA		55	2	10	-1	7	0	14	2	5	2	0	0	9	-4	0
NON-EURO AREA		55	1	6	-1	6	0	20	5	5	1	0	0	7	-4	1
BE		55	-5	12	-2	10	2	15	3	5	0	0	-1	3	3	0
BG		68	-5	1	-1	1	0	12	4	3	1	0	0	14	2	1
CZ		56	5	5	-3	5	0	24	3	2	1	0	0	8	-5	0
DK		51	-5	10	-3	9	1	14	2	14	7	1	1	1	-2	0
DE		51	-6	12	-2	9	0	15	5	7	3	1	1	5	0	0
EE		44	-1	4	0	9	-2	34	8	2	-1	0	-1	6	-4	1
IE		43	-1	7	-4	14	0	16	1	11	4	0	0	8	0	1
EL		54	0	1	-3	2	-1	26	4	5	1	1	1	11	-2	0
ES		55	8	5	-1	5	-2	15	4	5	3	0	0	15	-12	0
FR		54	-1	8	-1	11	0	15	3	4	2	1	1	7	-3	0
HR		62	5	3	-3	2	-2	16	3	6	2	0	-1	11	-3	0
IT		63	10	8	-1	1	-3	7	-1	5	2	0	0	15	-7	1
CY		51	3	1	-2	4	1	19	0	14	7	0	0	11	-8	0
LV		48	-5	2	0	7	-4	31	4	7	2	1	1	4	2	0
LT		57	-1	3	-3	4	-3	26	4	3	1	0	0	7	3	0
LU		33	-3	21	-4	11	1	24	4	6	3	1	1	4	-2	0
HU		58	4	3	-1	4	0	21	3	2	1	0	0	12	-6	0
MT		51	4	2	-1	4	-2	18	-1	15	0	1	1	8	-1	1
NL		40	0	24	0	9	2	20	-4	5	2	1	1	1	-1	0
AT		48	3	21	-2	7	-1	12	3	7	0	0	0	5	-3	0
PL		57	7	3	-2	6	1	22	2	3	2	0	0	8	-8	1
PT		74	7	3	-3	1	0	5	1	2	1	0	0	15	-6	0
RO		79	11	2	0	3	0	7	-2	4	1	0	0	5	-9	0
SI		58	1	5	1	7	1	18	-1	4	2	0	0	8	-4	0
SK		59	3	4	-1	5	0	15	0	5	-2	0	0	11	0	1
FI		44	-3	18	0	4	-3	29	7	3	-1	0	0	2	0	0
SE		39	-6	17	1	14	1	21	3	8	3	0	-1	1	-1	0
UK		46	-6	8	-1	8	0	24	11	8	2	0	-1	6	-2	0

*Evolution Nov. 2016 - Sept./Oct. 2017

9. Sources for information on European political matters






























Q4b Where do you get most of your news on national political matters?
(%)

		Television		The written press		Radio		Websites		Online social networks		Other (SPONTANEOUS)		None/ You do not look for this kind of information (SPONTANEOUS)		Don't know
		EB88.1	Δ*	EB88.1	Δ*	EB88.1	Δ*	EB88.1	Δ*	EB88.1	Δ*	EB88.1	Δ*	EB88.1	Δ*	
EU28		55	-2	10	0	8	0	15	1	5	1	1	1	6	-1	0
EURO AREA		54	-2	11	0	9	1	13	0	5	1	1	1	7	0	0
NON-EURO AREA		55	-2	7	0	8	0	19	3	5	1	0	0	6	0	0
BE		55	2	15	-1	11	2	14	0	3	-4	0	-1	2	2	0
BG		64	-13	5	4	4	3	10	0	5	2	1	1	10	2	1
CZ		59	2	4	-2	6	2	23	-2	2	1	0	0	6	-1	0
DK		47	-2	11	-4	11	1	15	1	13	3	1	1	2	0	0
DE		50	-6	16	1	11	2	12	1	6	2	1	1	4	0	0
EE		39	-5	7	3	13	0	30	-1	3	0	0	0	7	3	1
IE		40	-6	10	2	19	2	14	0	10	1	0	0	6	1	1
EL		59	-3	2	-1	3	0	24	2	7	3	1	0	4	-1	0
ES		57	2	6	0	7	-2	15	3	5	3	0	0	10	-6	0
FR		53	-4	9	-2	14	2	14	1	4	1	1	1	5	1	0
HR		63	-3	6	2	3	-1	15	0	6	3	0	0	7	-1	0
IT		60	-3	10	1	2	0	7	-2	6	3	0	0	14	0	1
CY		44	-7	4	1	8	5	18	-3	16	7	0	0	10	-3	0
LV		45	-4	3	0	10	-1	29	0	7	1	2	1	3	2	1
LT		55	-5	4	2	8	1	24	-3	4	3	0	0	4	1	1
LU		21	-1	26	-5	17	2	21	-1	7	4	1	0	7	1	0
HU		57	-2	4	0	6	1	21	1	2	1	1	1	8	-3	1
MT		39	-11	4	1	10	4	19	1	17	-3	3	2	7	5	1
NL		43	8	24	-1	8	0	18	-10	5	2	1	1	1	0	0
AT		46	3	26	0	7	-2	11	2	7	0	0	0	3	-3	0
PL		53	-2	5	0	8	1	21	-1	3	2	0	0	9	1	1
PT		77	2	4	-1	1	0	5	0	2	1	0	0	11	-2	0
RO		81	3	3	0	3	0	6	-2	4	1	0	0	3	-2	0
SI		56	-1	5	0	10	3	17	-3	4	1	0	0	8	0	0
SK		59	-4	5	3	7	1	14	-1	5	-3	0	0	10	4	0
FI		40	-4	22	2	5	-2	29	5	3	-1	0	0	1	0	0
SE		38	1	18	-2	14	-2	22	2	7	1	1	0	0	0	0
UK		49	-4	9	0	9	-1	21	7	7	-1	0	-1	5	1	0






























*Evolution Nov. 2016 - Sept./Oct. 2017

10. Trust in Media Sources

Q5a When it comes to political matters, which of the following sources of information do you trust the most? Firstly?
(%)






























		European institutions	(NATIONALITY) Government	NGOs	Trade unions	Business leaders	Journalists	Politicians	Experts	Friends, family and colleagues	Bloggers, influential people on online social networks	Other (SPONTANEOUS)	None (SPONTANEOUS)	Don't know
EU28		3	7	3	2	2	19	3	18	15	4	2	18	4
EURO AREA		3	7	4	3	1	21	2	18	14	4	2	17	
NON-EURO AREA		3	8	3	2	2	15	4	17	16	4	2	19	
BE		6	9	3	6	2	27	3	24	13	2	3	2	0
BG		5	3	2	0	1	20	3	10	18	6	2	23	7
CZ		5	4	4	2	2	14	2	23	24	6	3	10	1
DK		3	9	1	3	3	13	8	32	11	3	4	5	5
DE		3	10	5	1	2	26	2	16	15	2	1	13	4
EE		3	10	2	0	1	10	3	24	19	2	3	16	7
IE		4	7	1	1	3	20	4	17	20	4	2	12	5
EL		5	2	3	1	0	14	1	18	17	9	4	26	0
ES		3	4	1	1	1	21	2	14	12	5	3	31	2
FR		2	7	4	6	1	22	2	14	19	3	2	14	4
HR		5	5	6	2	1	10	2	17	22	3	4	21	2
IT		4	5	4	3	1	13	3	19	10	8	2	21	7
CY		5	3	3	1	1	17	1	11	24	1	4	28	1
LV		5	4	1	1	2	24	4	16	16	3	3	17	4
LT		7	6	1	1	1	26	2	14	17	6	2	15	2
LU		6	12	4	4	2	21	3	11	14	4	5	11	3
HU		4	10	4	2	1	8	5	21	20	4	0	19	2
MT		4	24	2	1	1	9	4	15	13	4	2	10	11
NL		2	12	1	2	1	28	3	37	6	2	2	3	1
AT		5	8	4	3	5	13	5	24	15	4	3	9	2
PL		3	7	4	1	2	15	3	14	17	3	4	18	9
PT		2	5	1	1	1	19	1	25	10	1	1	28	5
RO		5	5	3	4	3	20	5	9	18	5	2	19	2
SI		4	4	4	1	1	18	3	18	17	4	5	20	1
SK		5	6	3	1	1	11	2	16	17	6	4	19	9
FI		2	15	2	3	1	16	3	39	8	2	1	5	3
SE		2	14	5	2	2	23	5	32	6	2	2	4	1
UK		2	10	2	2	3	13	3	17	15	3	1	24	5

Q5T When it comes to political matters, which of the following sources of information do you trust the most? Firstly? And then? (MAX. 4 ANSWERS)
(%)

		European institutions	(NATIONALITY) Government	NGOs	Trade unions	Business leaders	Journalists	Politicians	Experts	Friends, family and colleagues	Bloggers, influential people on online social networks	Other (SPONTANEOUS)	None (SPONTANEOUS)	Don't know
EU28		12	17	12	9	8	36	11	37	32	9	4	27	4
EURO AREA		12	17	13	9	7	39	10	39	32	10	4	26	
NON-EURO AREA		12	18	11	8	10	30	11	35	34	9	3	29	
BE		22	23	11	18	9	51	13	50	33	9	7	5	0
BG		13	10	10	2	3	35	11	25	35	13	4	30	7
CZ		10	13	16	8	12	34	12	50	49	12	5	18	1
DK		16	26	7	12	11	39	28	58	29	8	6	9	5
DE		10	23	17	7	11	45	12	40	36	6	2	22	4
EE		10	21	5	3	4	23	10	41	35	6	4	30	7
IE		16	18	6	7	16	40	12	36	40	13	3	22	5
EL		14	7	12	7	2	27	4	41	42	18	6	38	0
ES		9	7	5	3	3	34	5	29	27	10	5	43	2
FR		10	16	13	13	6	38	10	29	34	9	3	26	4
HR		13	8	21	8	6	21	5	36	36	10	7	31	2
IT		13	12	15	9	5	32	10	39	26	14	4	27	7
CY		13	7	7	4	1	29	8	28	39	3	7	45	1
LV		12	11	4	4	8	40	11	35	34	10	4	29	4
LT		19	13	5	7	7	43	10	38	34	13	5	23	2
LU		19	29	10	11	4	39	16	27	32	7	11	18	3
HU		14	20	16	9	4	23	16	42	47	11	1	27	2
MT		13	35	7	2	7	27	18	29	27	8	4	18	11
NL		18	40	9	14	7	63	24	74	21	7	4	5	1
AT		17	19	22	15	24	34	16	51	42	13	8	13	1
PL		10	12	12	4	8	29	8	27	33	6	5	26	9
PT		9	12	4	11	3	35	7	42	22	5	2	38	5
RO		17	16	11	16	10	39	14	25	37	11	3	27	2
SI		13	9	15	4	6	32	8	37	35	14	8	30	1
SK		13	13	11	7	4	22	8	34	35	13	9	26	9
FI		18	40	19	14	8	47	17	68	25	6	3	10	3
SE		17	36	22	10	8	52	26	67	31	9	5	10	1
UK		9	21	7	8	12	25	8	34	29	9	2	37	5

11. Image of the European Parliament






















Q6 In general, do you have a very positive, fairly positive, neutral, fairly negative or very negative image of the European Parliament?
(%)

		Very positive		Fairly positive		Neutral		Fairly negative		Very negative		Don't know	Total 'Positive'		Total 'Negative'	
		EB88.1	Δ*	EB88.1	Δ*	EB88.1	Δ*	EB88.1	Δ*	EB88.1	Δ*		EB88.1	Δ*	EB88.1	Δ*
EU28		5	3	28	5	42	-2	15	-6	6	-1	4	33	8	21	-7
EURO AREA		4	3	29	7	43	-1	16	-6	5	-2	3	33	10	21	-8
NON-EURO AREA		6	3	28	3	40	-3	15	-3	7	0	4	34	6	22	-3
BE		4	2	30	8	44	-3	18	-4	4	-2	0	34	10	22	-6
BG		10	4	39	7	30	-4	10	-5	2	-4	9	49	11	12	-9
CZ		2	1	16	0	45	-2	25	0	10	1	2	18	1	35	1
DK		5	1	28	3	49	1	11	-3	4	-1	3	33	4	15	-4
DE		5	3	36	11	41	-5	12	-8	3	-1	3	41	14	15	-9
EE		2	2	25	7	59	-4	8	-2	2	-1	4	27	9	10	-3
IE		15	10	39	6	33	-7	8	-6	3	-2	2	54	16	11	-8
EL		4	3	23	7	41	0	20	-7	10	-4	2	27	10	30	-11
ES		3	3	24	6	48	-1	15	-7	5	-1	5	27	9	20	-8
FR		1	1	19	7	47	-1	21	-4	8	-2	4	20	8	29	-6
HR		5	1	26	-1	48	-1	11	0	6	0	4	31	0	17	0
IT		5	4	31	2	35	1	16	-7	8	-1	5	36	6	24	-8
CY		5	3	22	-3	52	9	12	0	6	-1	3	27	0	18	-1
LV		2	1	23	10	58	-1	10	-6	3	-2	4	25	11	13	-8
LT		3	1	28	4	56	-2	8	-4	1	0	4	31	5	9	-4
LU		6	1	40	10	36	-7	12	-4	4	0	2	46	11	16	-4
HU		4	3	32	8	44	-10	13	-3	5	1	2	36	11	18	-2
MT		6	3	40	8	41	-9	4	-2	1	-3	8	46	11	5	-5
NL		2	1	35	10	43	-3	17	-5	3	-2	0	37	11	20	-7
AT		7	2	26	7	41	0	19	-7	6	0	1	33	9	25	-7
PL		5	2	33	5	43	-2	11	-7	4	1	4	38	7	15	-6
PT		2	2	42	14	35	-7	13	-8	2	-1	6	44	16	15	-9
RO		6	2	37	3	38	-2	13	-1	4	-2	2	43	5	17	-3
SI		3	1	25	6	54	3	13	-7	4	-2	1	28	7	17	-9
SK		2	-2	30	6	43	-2	16	-5	5	1	4	32	4	21	-4
FI		2	1	24	2	57	0	13	-3	2	-1	2	26	3	15	-4
SE		3	0	32	4	46	0	14	-2	4	0	1	35	4	18	-2
UK		7	4	20	0	37	-4	18	-3	13	3	5	27	4	31	0

*Evolution Sept./Oct. 2016 - Sept./Oct. 2017

12. Role of the European Parliament






























Q7 Would you personally like to see the European Parliament play a more important or less important role?
(%)

		More important		Less important		No change/ As it is now (SPONTANEOUS)		Don't know
		EB88.1	Δ*	EB88.1	Δ*	EB88.1	Δ*	
EU28		47	1	27	-1	16	3	10
EURO AREA		50	0	22	-2	0	-13	10
NON-EURO AREA		39	0	37	1	0	-12	11
BE		64	0	31	-1	3	1	2
BG		44	3	17	-3	22	7	17
CZ		29	-5	56	3	8	2	7
DK		33	4	43	-1	17	0	7
DE		45	3	18	-5	31	7	6
EE		26	-14	27	0	31	20	16
IE		53	2	24	-6	14	9	9
EL		53	0	23	-6	17	6	7
ES		62	-6	12	3	14	4	12
FR		52	3	23	2	10	4	15
HR		46	1	26	-6	18	5	10
IT		47	3	26	-3	15	0	12
CY		76	0	10	3	8	4	6
LV		51	-5	28	3	13	6	8
LT		62	0	14	-2	13	2	11
LU		62	-1	18	-2	11	1	9
HU		46	6	28	-9	18	3	8
MT		56	-13	8	-2	16	7	20
NL		47	0	39	-3	10	4	4
AT		39	3	36	-6	20	5	5
PL		36	2	26	-5	23	7	15
PT		59	0	8	1	18	1	15
RO		60	-1	24	-3	9	3	7
SI		55	1	23	-4	17	5	5
SK		35	-12	36	-2	17	8	12
FI		40	-7	43	5	9	-1	8
SE		35	-7	45	6	11	1	9
UK		35	-2	47	6	8	-2	10






























*Evolution Sept./Oct. 2016 - Sept./Oct. 2017

13. Priority policies






























Q8a The EP makes decisions on European legislation which directly impacts every citizen's life. In your opinion which of the following should be given priority by the European Parliament? Firstly? (%)

		Finding a common European response to the issue of migration	Enabling new ways to boost economy and growth	Tackling poverty and social exclusion	Safeguarding a stable and successful monetary union with one common currency, the euro	Improving consumer rights and public health protection for all	Promoting fundamental rights and democracy worldwide	Combating climate change with creative solutions	Developing a sustainable, competitive and secure energy supply for EU Member States
EU28		8	8	15	3	5	7	6	2
EURO AREA		9	8	15	4	5	7	7	2
NON-EURO AREA		8	9	14	2	6	8	5	2
BE		6	6	21	3	6	5	9	3
BG		6	8	21	2	7	3	1	3
CZ		14	7	9	1	6	8	2	2
DK		13	6	8	3	4	14	15	2
DE		14	6	12	6	2	12	8	2
EE		12	12	14	2	3	4	3	2
IE		4	11	21	3	6	6	4	2
EL		4	15	24	4	7	3	2	2
ES		2	14	23	2	5	6	3	2
FR		5	6	16	4	7	5	9	3
HR		2	13	19	3	5	7	4	2
IT		10	8	9	3	5	4	3	2
CY		2	11	19	0	6	7	2	1
LV		4	12	27	3	8	3	2	1
LT		5	17	28	2	6	6	2	2
LU		5	4	22	7	5	6	10	2
HU		10	11	16	4	5	4	2	3
MT		14	3	16	1	8	3	8	3
NL		13	5	12	7	5	7	17	3
AT		14	8	12	6	5	8	7	3
PL		8	10	15	3	6	6	3	2
PT		1	9	30	3	5	4	1	2
RO		4	7	19	4	10	7	4	4
SI		3	12	23	5	5	7	5	3
SK		8	8	17	4	4	6	3	1
FI		5	9	17	3	4	14	10	2
SE		16	5	11	1	2	20	18	3
UK		6	8	12	1	6	9	5	2






























Q8a The EP makes decisions on European legislation which directly impacts every citizen's life. In your opinion which of the following should be given priority by the European Parliament? Firstly? (%)

		Combating terrorism	Developing a common defence and security policy for all EU Member States	Combating youth unemployment	Creating a fair, open and secure digital single market	Protecting opportunities provided by the European Union for future generations	Other (SPONTANEOUS)	None (SPONTANEOUS)	Don't know
EU28		18	5	11	2	4	1	2	3
EURO AREA		17	5	13	1	0	1	1	2
NON-EURO AREA		19	5	7	2	0	1	3	4
BE		22	3	12	2	2	0	0	0
BG		14	5	11	2	13	1	1	2
CZ		27	8	5	3	4	0	2	2
DK		15	4	3	2	6	2	1	2
DE		16	5	6	2	4	1	3	1
EE		19	8	7	1	6	2	1	4
IE		16	3	12	3	5	1	1	2
EL		4	2	26	1	4	1	0	1
ES		15	2	18	1	2	1	2	2
FR		19	7	15	0	1	0	1	2
HR		11	2	23	3	4	0	1	1
IT		22	5	17	3	4	1	1	3
CY		12	4	29	1	4	1	1	0
LV		11	7	14	1	3	1	1	2
LT		7	4	12	2	5	0	1	1
LU		14	6	10	1	5	1	1	1
HU		14	10	11	2	6	0	1	1
MT		18	2	8	0	2	2	3	9
NL		17	7	1	1	3	1	0	1
AT		12	5	10	2	7	0	0	1
PL		21	7	8	2	4	1	1	3
PT		16	2	16	0	4	5	0	2
RO		11	5	13	4	4	1	2	1
SI		8	3	20	1	3	1	1	0
SK		17	5	12	3	5	3	1	3
FI		18	4	4	1	5	1	1	2
SE		11	4	2	1	4	1	0	1
UK		21	4	5	2	5	0	6	8

Q8T The EP makes decisions on European legislation which directly impacts every citizen's life. In your opinion which of the following should be given priority by the European Parliament? Firstly? And then? (MAX. 3 ANSWERS)
(%)






























		Finding a common European response to the issue of migration	Enabling new ways to boost economy and growth	Tackling poverty and social exclusion	Safeguarding a stable and successful monetary union with one common currency, the euro	Improving consumer rights and public health protection for all	Promoting fundamental rights and democracy worldwide	Combating climate change with creative solutions	Developing a sustainable, competitive and secure energy supply for EU Member States
EU28		22	21	41	10	17	17	19	8
EURO AREA		22	21	42	11	17	17	21	8
NON-EURO AREA		21	22	37	7	17	18	16	8
BE		21	21	44	9	16	15	26	11
BG		19	23	44	6	21	9	7	9
CZ		32	20	30	4	20	21	11	8
DK		30	15	30	5	14	29	41	11
DE		32	14	38	14	12	27	27	7
EE		29	27	36	8	14	10	9	8
IE		15	26	49	10	20	16	15	9
EL		17	36	57	8	24	11	11	6
ES		9	34	50	6	17	16	14	8
FR		16	15	47	12	19	11	25	9
HR		10	31	47	8	19	16	10	8
IT		25	23	31	9	20	10	14	8
CY		12	28	51	1	20	21	11	3
LV		15	27	55	8	23	10	6	6
LT		15	46	58	5	20	15	6	6
LU		13	12	44	17	16	15	28	9
HU		26	28	39	12	16	15	13	11
MT		35	11	35	7	19	12	21	9
NL		36	16	37	15	16	20	42	14
AT		32	22	34	15	16	22	26	11
PL		24	23	39	7	19	14	9	9
PT		6	23	67	9	18	12	7	6
RO		12	21	45	14	24	18	13	11
SI		12	25	51	10	17	17	14	6
SK		21	18	38	12	15	17	9	7
FI		14	21	44	10	15	29	30	11
SE		44	13	44	4	10	40	50	10
UK		16	21	32	5	14	18	15	6

Q8T The EP makes decisions on European legislation which directly impacts every citizen's life. In your opinion which of the following should be given priority by the European Parliament? Firstly? And then? (MAX. 3 ANSWERS)
(%)

		Combating terrorism	Developing a common defence and security policy for all EU Member States	Combating youth unemployment	Creating a fair, open and secure digital single market	Protecting opportunities provided by the European Union for future generations	Other (SPONTANEOUS)	None (SPONTANEOUS)	Don't know
EU28		41	14	31	6	10	1	3	2
EURO AREA		41	13	36	5	0	1	2	2
NON-EURO AREA		39	14	22	8	0	1	5	4
BE		45	9	33	9	5	1	0	0
BG		39	13	29	8	27	1	1	3
CZ		55	19	17	10	10	1	2	2
DK		38	12	9	9	14	3	2	2
DE		37	15	21	6	9	1	3	1
EE		44	20	22	4	12	3	4	4
IE		40	9	31	8	11	2	2	2
EL		21	9	67	5	12	2	1	1
ES		43	7	46	4	6	2	2	1
FR		45	16	44	2	3	1	2	2
HR		33	8	51	7	11	0	1	1
IT		48	14	43	8	12	1	1	3
CY		37	10	61	4	10	1	2	0
LV		28	16	38	5	8	2	5	2
LT		25	10	40	7	11	1	1	1
LU		37	15	36	6	10	2	2	1
HU		37	20	32	6	15	0	1	1
MT		48	6	21	3	8	2	3	9
NL		38	20	8	6	10	1	1	1
AT		32	15	32	9	15	1	0	1
PL		44	18	26	7	10	2	2	3
PT		46	8	55	2	8	6	1	2
RO		29	16	36	11	11	2	3	1
SI		28	9	51	6	9	2	2	0
SK		39	16	29	8	14	5	1	3
FI		45	12	19	5	12	1	2	2
SE		31	13	7	4	9	1	2	1
UK		37	10	16	9	14	1	11	8

14. Values to defend





























Q9 In your opinion, which of the following values should the European Parliament defend as a matter of priority? (MAX. 3 ANSWERS)
(%)

		Equality between men and women		The protection of minorities		The dialogue between cultures and religions		Solidarity between EU Member States		Solidarity between the EU and poor countries in the world		The protection of human rights		Freedom of speech		The abolition of the death penalty throughout the world		Other (SPONTANEOUS)		None (SPONTANEOUS)		Don't know
		EB88.1	Δ*	EB88.1	Δ*	EB88.1	Δ*	EB88.1	Δ*	EB88.1	Δ*	EB88.1	Δ*	EB88.1	Δ*	EB88.1	Δ*	EB88.1	Δ*	EB88.1	Δ*	
EU28		32	-1	19	1	20	-3	28	-2	20	-3	56	-1	34	0	10	-2	1	-1	2	1	3
EURO AREA		33	-2	20	0	21	-2	30	-3	21	-4	56	-2	32	0	11	-3	2	0	2	1	3
NON-EURO AREA		28	-2	16	1	18	-3	24	-1	18	-1	57	3	39	2	8	0	1	-1	2	0	3
BE		44	-2	21	0	21	-4	24	##	17	-6	46	-4	44	3	9	-6	1	0	0	0	0
BG		17	2	8	-4	20	-7	46	1	21	-1	55	-2	19	-4	7	-1	1	-2	1	0	4
CZ		28	-6	6	-4	12	-1	28	-3	13	-4	54	-2	35	-2	7	0	2	-1	3	0	2
DK		27	-4	14	4	30	-9	25	2	23	-1	57	-3	41	-3	11	-3	1	-3	1	1	1
DE		27	-5	19	-1	23	-3	36	0	25	2	62	-2	22	0	13	-6	1	-1	2	1	2
EE		20	-4	14	-1	21	1	27	-9	10	-5	58	-5	36	-2	4	0	2	0	2	1	6
IE		38	1	22	-2	18	-1	22	0	17	-4	60	-1	34	-2	11	-1	1	0	1	1	1
EL		17	7	23	-2	21	3	52	-4	30	-8	64	2	31	-2	13	2	4	-4	1	0	1
ES		35	-6	22	0	14	-1	22	-1	21	-8	57	-1	28	-1	7	-3	3	1	2	0	3
FR		46	-3	17	6	23	-3	25	-4	23	-1	52	0	46	1	10	-2	1	-1	1	1	2
HR		21	-1	12	-7	19	-4	32	-5	19	-8	53	-3	24	-5	8	-5	1	1	1	1	1
IT		31	6	25	-2	21	-3	31	-3	17	-8	48	-1	26	2	10	-3	1	-3	2	0	5
CY		23	-1	14	-3	12	1	37	-1	27	0	78	-4	30	-6	10	-3	1	0	1	0	0
LV		14	4	8	-1	15	-1	34	0	16	-4	62	-1	37	3	4	1	1	-1	2	1	1
LT		14	-2	6	-2	17	-3	34	-3	15	-6	61	-6	33	-3	4	0	2	0	2	2	3
LU		40	3	19	-2	20	-5	29	-6	21	##	47	-5	39	3	8	-6	3	1	1	1	1
HU		20	-2	20	0	18	-1	27	-6	18	-3	58	0	25	2	5	-2	0	-4	2	-1	1
MT		29	-4	28	2	19	-1	19	-2	25	-8	53	-1	31	-6	7	-3	1	1	2	2	7
NL		39	4	20	-1	28	-3	31	-2	18	-2	63	-3	54	-2	12	2	1	-1	0	0	0
AT		37	-2	22	-3	17	-2	34	-2	19	-7	52	-5	27	-4	19	-3	5	-1	1	0	1
PL		28	-1	12	0	17	-4	29	-6	16	-3	56	5	33	3	7	0	1	0	1	0	4
PT		29	-7	20	1	15	-7	35	-7	21	-7	55	##	20	-4	9	-3	4	3	0	0	5
RO		21	-6	18	1	15	-2	32	2	21	-1	55	-3	41	6	15	0	1	0	0	0	2
SI		24	4	8	-1	15	-5	37	-5	19	-7	60	-3	29	1	5	-2	2	-4	3	3	1
SK		23	-3	10	-5	17	-3	30	-4	14	-3	57	-1	27	-4	7	-1	4	1	1	0	6
FI		34	-1	16	-1	22	-2	23	-9	16	-9	67	-3	55	8	11	-5	1	0	1	0	1
SE		49	-4	15	5	16	-1	20	-3	25	2	71	0	52	-7	11	-3	1	0	1	1	1
UK		31	1	20	3	20	-2	13	0	16	0	56	5	46	4	6	1	1	0	4	1	5

*Evolution Sept./Oct. 2016 - Sept./Oct. 2017

15. Membership in the EU






























Q10 Generally speaking, do you think that (OUR COUNTRY)'s membership of the EU is...? (%)

		A good thing		A bad thing		Neither a good thing nor a bad thing		Don't know
		EB88.1	Δ*	EB88.1	Δ*	EB88.1	Δ*	EB88.1
EU28		57	0	12	-2	28	2	3
EURO AREA		59	0	10	-3	28	2	3
NON-EURO AREA		52	-3	16	1	28	1	4
BE		62	-2	10	-1	28	4	0
BG		55	2	9	1	31	-2	5
CZ		29	-4	21	1	49	4	1
DK		67	-4	8	-1	23	4	2
DE		80	1	5	0	13	-2	2
EE		68	1	7	1	23	-1	2
IE		80	-1	5	0	13	1	2
EL		38	4	21	-11	40	7	1
ES		62	0	9	-3	26	4	3
FR		51	-2	13	-1	34	3	2
HR		43	7	16	1	40	-7	1
IT		36	1	18	-6	41	4	5
CY		35	-10	19	2	45	7	1
LV		47	2	8	-2	43	-1	2
LT		68	3	5	-2	25	-3	2
LU		83	-1	4	0	11	0	2
HU		56	8	8	-1	34	-8	2
MT		64	0	4	2	28	-3	4
NL		77	-2	5	0	17	2	1
AT		45	3	18	-9	36	6	1
PL		65	-6	7	2	26	4	2
PT		60	6	7	-2	28	-4	5
RO		48	-6	18	3	32	2	2
SI		51	6	11	-2	37	-4	1
SK		50	0	8	-1	39	0	3
FI		58	1	11	0	30	-1	1
SE		65	0	11	-2	23	2	1
UK		46	-3	24	0	24	2	6

*Evolution Mar. 2017 - Sept./Oct. 2017

16. Benefits from Membership

Q11 Taking everything into account, would you say that (OUR COUNTRY) has on balance benefited or not from being a member of the EU?
(%)






























		Benefited		Not benefited		Don't know
		EB88.1	Δ*	EB88.1	Δ*	EB88.1
EU28		64	4	25	-6	11
EURO AREA		63	6	26	-8	11
NON-EURO AREA		65	1	23	-3	12
BE		66	-7	31	6	3
BG		56	7	22	-8	22
CZ		56	-5	36	4	8
DK		81	4	11	-3	8
DE		77	11	14	-11	9
EE		81	1	11	-2	8
IE		90	6	7	-5	3
EL		48	4	46	-6	6
ES		70	15	20	-15	10
FR		58	4	28	-7	14
HR		68	8	25	-9	7
IT		39	1	48	-3	13
CY		45	1	50	-2	5
LV		65	1	28	-1	7
LT		88	2	7	-3	5
LU		86	1	9	-1	5
HU		72	10	19	-10	9
MT		89	5	3	-5	8
NL		76	1	17	-2	7
AT		53	5	39	-5	8
PL		84	3	9	-1	7
PT		73	10	14	-14	13
RO		61	-3	30	2	9
SI		72	8	22	-11	6
SK		74	-5	16	0	10
FI		66	-3	25	-1	9
SE		62	0	28	-3	10
UK		55	-1	27	-7	18

*Evolution Sept./Oct. 2016 - Sept./Oct. 2017

17. Reasons for benefits

Q12 Which of the following are the main reasons for thinking that (OUR COUNTRY) has benefited from being a member of the EU? (MAX. 3 ANSWERS)
(%)






























(ASK QA12 IF "COUNTRY HAS BENEFITED FROM BEING A MEMBER OF THE EU", CODE 1 IN

		The EU contributes to democracy in (OUR COUNTRY)		The EU contributes to maintaining peace and strengthening security		The EU contributes to economic growth in (OUR COUNTRY)		Membership of the EU improves co-operation between (OUR COUNTRY) and the other countries of the EU		Membership of the EU improves co-operation between (OUR COUNTRY) and countries outside the EU		(NATIONALITY) people have an important influence in decisions made at EU level		The EU gives (NATIONALITY) people a stronger say in the world	
		EB88.1	Δ*	EB88.1	Δ*	EB88.1	Δ*	EB88.1	Δ*	EB88.1	Δ*	EB88.1	Δ*	EB88.1	Δ*
EU28		12	-1	30	0	36	1	30	1	17	-1	11	0	20	1
EURO AREA		11	-2	33	0	36	0	33	1	18	-1	11	0	22	2
NON-EURO AREA		14	1	23	-2	36	1	25	1	15	0	11	1	17	0
BE		14	3	28	-5	31	-2	26	-8	13	-11	8	-2	27	4
BG		17	0	23	-1	26	3	35	6	18	2	7	0	19	2
CZ		13	-2	28	-2	34	0	25	4	11	-1	5	-1	15	-4
DK		4	-3	35	7	33	2	47	0	15	-3	13	2	28	2
DE		11	-2	43	1	45	-3	33	-1	18	-3	13	2	14	0
EE		5	-3	33	3	49	5	24	-1	15	-1	3	1	14	3
IE		13	-1	13	2	49	1	19	1	14	2	11	3	24	2
EL		15	0	49	5	23	6	31	-3	26	3	13	0	42	10
ES		12	-7	21	-1	39	3	22	1	14	-3	7	-3	17	0
FR		9	-2	36	8	22	2	34	4	16	0	16	0	34	3
HR		19	-1	24	0	28	-5	19	-4	11	-5	8	0	18	0
IT		9	-4	27	-6	19	-4	37	7	22	3	14	3	28	2
CY		22	3	38	-14	36	13	20	-1	19	5	6	-1	30	5
LV		8	-2	31	-5	38	2	28	0	18	2	4	2	12	2
LT		15	0	28	-3	42	-4	24	-1	11	-3	5	0	15	1
LU		10	2	23	1	37	-6	27	-5	18	0	17	4	29	-5
HU		14	0	16	-1	45	1	19	-5	9	-2	10	0	13	1
MT		13	-1	11	-2	37	4	23	4	14	0	7	-6	31	4
NL		3	0	37	2	56	-6	62	4	30	3	3	-1	7	-1
AT		14	1	38	4	37	3	33	-2	22	-5	12	-1	25	6
PL		16	4	19	-5	37	5	18	-3	13	-2	10	1	16	2
PT		27	5	19	-4	28	0	28	2	12	-2	9	1	30	2
RO		25	1	24	2	23	-4	18	3	14	1	7	0	13	-1
SI		15	-1	29	3	40	2	26	-3	15	-2	4	1	13	1
SK		16	-2	20	-4	28	-3	24	2	13	0	7	0	22	3
FI		6	-3	33	1	39	14	48	-2	26	2	8	0	16	-4
SE		4	0	40	6	28	-5	62	9	18	-2	21	4	16	-1
UK		10	0	22	-3	42	1	26	2	19	3	14	1	18	-3

*Evolution Sept./Oct. 2016 - Sept./Oct. 2017

Q12 Which of the following are the main reasons for thinking that (OUR COUNTRY) has benefited from being a member of the EU? (MAX. 3 ANSWERS)
(%)






























(ASK QA12 IF "COUNTRY HAS BENEFITED FROM BEING A MEMBER OF THE EU", CODE 1 IN

		The EU improves (NATIONALITY) people's standard of living		The EU helps (OUR COUNTRY) in the fight against terrorism		The EU helps (OUR COUNTRY) to tackle climate change		The EU brings (NATIONALITY) people new work opportunities		You are generally in favour of the EU (SPONTANEOUS)		Other (SPONTANEOUS)		Don't know
		EB88.1	Δ*	EB88.1	Δ*	EB88.1	Δ*	EB88.1	Δ*	EB88.1	Δ*	EB88.1	Δ*	EB88.1
EU28		19	0	18	0	11	2	28	-2	1	-5	1	-1	2
EURO AREA		17	1	19	-1	11	2	23	-3	1	-6	1	-1	2
NON-EURO AREA		24	1	15	0	10	1	38	0	2	-3	1	-1	2
BE		17	4	28	1	21	1	18	-1	4	2	1	0	0
BG		16	-5	14	-9	4	1	52	-1	0	-10	0	-1	1
CZ		32	5	17	-1	7	0	51	9	1	0	1	-2	1
DK		9	-1	19	-2	15	1	18	-1	1	-14	2	-1	2
DE		17	-1	18	-4	12	1	17	-3	1	-2	1	0	2
EE		32	7	10	-3	3	0	46	-4	1	-6	2	-1	2
IE		41	1	13	0	10	0	34	-4	0	-8	1	0	2
EL		15	-1	13	-2	5	0	18	-3	1	-7	3	-3	1
ES		22	2	21	-1	6	0	23	-4	1	-5	3	-3	3
FR		12	3	18	-1	12	3	20	-4	1	-8	2	-2	4
HR		24	-8	16	-2	9	1	46	6	0	-2	0	0	0
IT		12	0	30	8	15	9	32	0	0	-8	0	-2	3
CY		17	-3	14	1	8	2	29	2	1	-6	0	-1	0
LV		27	8	9	-2	3	1	49	6	0	-8	2	0	2
LT		30	0	7	-4	3	0	47	7	0	-3	1	0	2
LU		20	1	15	2	7	1	24	3	2	-18	2	1	3
HU		30	2	12	-3	9	1	51	2	0	-8	1	-2	0
MT		34	4	12	-4	14	3	32	-13	0	-5	4	0	6
NL		12	-1	19	4	18	6	15	0	1	-13	0	-1	1
AT		24	4	14	-4	14	-2	29	0	1	-8	2	-1	0
PL		31	2	12	-1	7	-3	38	0	1	-5	1	-2	3
PT		25	7	13	-2	4	-2	32	-1	0	-7	2	-1	3
RO		26	2	20	3	8	1	46	2	1	-5	0	-1	2
SI		18	0	9	-1	7	2	38	-6	1	-6	2	-2	1
SK		22	-1	13	-3	6	1	47	0	0	-4	2	1	3
FI		15	0	13	2	12	1	34	-15	0	-9	1	-1	2
SE		4	2	15	4	21	4	35	2	1	-9	1	0	1
UK		20	-1	16	0	12	2	30	-3	6	4	2	1	2






























*Evolution Sept./Oct. 2016 - Sept./Oct. 2017

18. EU protection from threats

Q13a The EU and its citizens are facing a number of threats. From which of the following should the EU protect its citizens? Firstly? (%)






























		Terrorism	Climate change	Uncontrolled migration	Cyber attacks	Religious radicalism	Political extremism	Organised crime	Unemployment	Poverty and exclusion	Social dumping	Armed conflict	Spread of infectious diseases	Threats to data privacy	Other (SPONTANEOUS)	Don't know
EU28		28	5	11	2	6	5	4	12	13	2	6	2	2	0	2
EURO AREA		27	5	11	1	6	6	4	15	13	3	5	1	2	0	1
NON-EURO AREA		30	5	11	3	6	5	5	8	11	1	7	2	2	1	3
BE		25	9	9	2	10	5	3	12	12	6	4	1	1	1	0
BG		32	1	13	2	7	3	5	9	15	2	6	2	1	0	2
CZ		33	2	24	2	6	3	5	3	5	1	11	2	2	0	1
DK		28	14	10	4	6	6	7	3	7	4	5	1	3	1	1
DE		28	5	13	2	7	9	7	6	10	3	6	1	2	0	1
EE		29	2	23	4	5	4	3	8	8	1	6	1	2	1	3
IE		31	7	8	2	6	6	5	14	11	2	3	1	3	0	1
EL		9	1	10	1	2	2	2	36	32	1	2	1	0	0	1
ES		23	4	4	1	4	4	1	30	21	1	3	1	1	1	1
FR		33	5	8	1	8	5	2	13	14	4	4	1	1	0	1
HR		17	3	5	0	4	5	6	24	21	2	6	3	3	0	1
IT		31	3	19	1	3	4	6	16	6	1	3	3	1	1	2
CY		28	4	10	1	3	2	3	29	13	1	3	2	1	0	0
LV		23	1	11	3	3	1	3	20	13	1	15	1	3	1	1
LT		18	2	9	2	2	1	3	19	26	1	12	2	2	0	1
LU		21	7	10	3	8	9	5	10	13	3	6	1	2	1	1
HU		20	5	24	1	4	4	5	11	16	1	4	3	1	0	1
MT		28	6	28	2	4	5	5	4	6	1	3	2	1	1	4
NL		28	12	7	3	12	7	3	2	11	1	8	2	4	0	0
AT		13	6	18	2	10	5	6	13	11	4	6	3	3	0	0
PL		27	2	16	2	5	4	4	10	8	1	12	1	3	1	4
PT		26	1	4	1	2	2	2	17	31	3	4	2	1	2	2
RO		19	5	10	2	3	5	6	12	17	2	8	8	3	0	0
SI		18	4	11	1	5	4	5	21	18	6	2	2	1	1	1
SK		20	2	17	1	3	4	6	12	13	4	9	1	3	1	4
FI		23	8	11	2	5	7	7	5	16	1	8	3	1	0	3
SE		23	16	7	2	5	10	8	2	14	1	8	1	1	1	1
UK		38	6	6	3	8	6	4	6	11	1	4	1	1	1	4

Q13T The EU and its citizens are facing a number of threats. From which of the following should the EU protect its citizens? Firstly? And then? (MAX. 4 ANSWERS)
(%)






























		Terrorism	Climate change	Uncontrolled migration	Cyber attacks	Religious radicalism	Political extremism	Organised crime	Unemployment	Poverty and exclusion	Social dumping	Armed conflict	Spread of infectious diseases	Threats to data privacy	Other (SPONTANEOUS)	Don't know
EU28		58	23	35	9	23	20	22	43	42	9	21	10	9	1	2
EURO AREA		59	25	36	7	23	20	21	48	44	10	19	9	8	1	1
NON-EURO AREA		58	20	33	11	23	20	23	32	37	7	26	11	11	1	3
BE		55	32	30	10	31	16	15	40	41	21	16	7	9	1	0
BG		61	11	38	11	26	11	24	33	40	21	23	10	8	0	2
CZ		69	12	55	10	27	16	29	25	25	5	35	17	11	0	1
DK		57	46	29	16	25	24	33	18	29	17	16	7	15	2	1
DE		56	28	37	7	28	26	30	29	37	16	22	5	9	1	1
EE		56	10	54	18	19	14	14	33	35	4	22	8	14	2	3
IE		60	21	29	12	24	23	24	44	39	8	14	11	13	1	1
EL		43	18	50	6	14	9	17	83	75	7	13	16	7	2	1
ES		62	23	25	3	17	19	8	70	59	3	19	4	6	2	1
FR		63	25	30	7	29	17	11	51	48	12	17	6	6	1	1
HR		44	14	24	3	14	19	26	58	54	10	26	11	11	0	1
IT		65	18	51	8	15	16	29	57	31	5	15	19	7	1	2
CY		60	22	42	2	9	6	23	73	58	5	13	13	5	1	0
LV		46	8	34	12	14	8	20	52	47	6	33	11	13	2	1
LT		41	12	33	8	8	9	23	52	64	6	35	12	10	1	1
LU		48	25	31	8	29	30	19	39	42	11	19	7	10	3	1
HU		54	22	51	7	15	20	27	38	46	8	18	18	8	0	1
MT		63	30	56	13	15	16	21	21	36	10	10	11	6	2	4
NL		56	45	31	19	38	26	21	18	40	8	27	11	21	1	0
AT		33	31	44	13	34	23	27	46	39	22	22	12	16	0	0
PL		54	12	39	8	18	14	19	36	31	4	35	8	12	2	3
PT		60	10	22	4	12	13	21	71	71	14	18	8	5	5	2
RO		41	22	33	10	16	18	26	40	48	8	30	26	13	0	0
SI		43	20	32	7	15	17	23	57	52	16	12	9	9	2	1
SK		48	13	45	8	17	18	24	36	39	12	29	11	10	4	3
FI		53	31	31	12	27	26	31	27	47	4	30	12	10	0	3
SE		54	52	26	11	24	30	43	16	50	9	30	8	7	1	1
UK		65	21	24	14	28	26	20	29	34	5	19	7	10	1	4

19. EU achievements to preserve

Q14a There are results and objectives of the EU you might cherish. Which of the following should the EU protect for you as a priority? Firstly? (%)






























		National and cultural identity	Freedom to travel, work and study across the EU	Consumers' rights in a single market	Labour rights	Adequate and safe pensions	Safety in terms of health standards	Prosperity and economic well-being	Common European values	Environment	Fundamental rights and freedoms	Safety and privacy online	Other (SPONTANEOUS)	Don't know
EU28		5	14	3	10	12	6	10	6	9	17	3	1	4
EURO AREA		5	12	3	12	13	5	11	6	9	18	2	1	3
NON-EURO AREA		7	18	4	6	9	7	10	5	8	17	3	1	5
BE		6	8	2	9	15	8	14	5	13	15	4	1	0
BG		5	24	4	10	14	7	13	6	4	8	2	0	3
CZ		7	14	4	6	14	7	10	7	9	18	2	0	2
DK		6	12	2	2	3	3	14	7	19	25	2	1	4
DE		4	20	2	4	10	4	6	9	10	24	3	1	3
EE		8	25	2	6	15	3	9	5	6	13	3	1	4
IE		7	22	5	4	5	9	11	5	9	16	5	0	2
EL		4	7	4	19	19	5	19	4	3	13	1	1	1
ES		2	8	2	20	17	4	16	3	7	15	1	1	4
FR		7	10	2	17	12	8	6	6	11	16	2	1	2
HR		5	10	5	19	12	7	18	4	3	14	2	0	1
IT		5	8	5	15	17	5	13	5	8	11	3	1	4
CY		6	8	1	21	11	11	9	5	5	20	2	1	0
LV		5	20	4	8	19	8	14	6	4	7	3	0	2
LT		4	34	2	8	16	6	13	3	2	8	1	1	2
LU		4	14	2	13	12	5	5	8	14	17	3	1	2
HU		4	16	5	7	17	6	17	7	5	11	2	1	2
MT		7	7	5	14	12	7	4	4	22	8	4	1	5
NL		6	10	1	3	3	7	8	6	16	33	6	1	0
AT		7	13	4	8	13	5	12	7	9	17	4	0	1
PL		9	15	5	5	10	6	12	7	6	15	5	1	4
PT		1	9	2	9	15	10	26	3	5	12	1	2	5
RO		6	17	6	11	16	7	9	4	7	10	4	1	2
SI		4	11	3	21	10	8	12	5	8	14	2	1	1
SK		4	22	5	7	9	6	9	5	8	14	3	2	6
FI		5	16	2	3	10	5	6	7	10	31	2	0	3
SE		2	15	1	2	3	1	5	5	20	41	3	1	1
UK		6	22	3	5	5	8	8	4	8	19	3	1	8

Q14T There are results and objectives of the EU you might cherish. Which of the following should the EU protect for you as a priority? Firstly? And then? (MAX. 4 ANSWERS)
(%)

		National and cultural identity	Freedom to travel, work and study across the EU	Consumers' rights in a single market	Labour rights	Adequate and safe pensions	Safety in terms of health standards	Prosperity and economic well-being	Common European values	Environment	Fundamental rights and freedoms	Safety and privacy online	Other (SPONTANEOUS)	Don't know
EU28		18	36	16	34	34	27	33	19	33	44	13	2	4
EURO AREA		17	34	15	39	37	27	34	20	34	45	12	2	3
NON-EURO AREA		20	42	18	24	27	27	32	18	29	42	15	1	5
BE		16	24	12	33	40	31	41	15	43	38	16	2	0
BG		19	50	18	32	35	32	45	19	14	29	8	1	3
CZ		23	35	25	25	37	27	34	23	33	44	13	1	2
DK		20	36	18	15	11	24	40	22	55	56	16	2	3
DE		16	48	17	23	30	19	28	29	37	53	15	1	3
EE		28	52	14	21	38	17	31	18	23	38	10	2	4
IE		23	49	20	22	20	35	37	17	30	40	20	1	2
EL		24	27	23	59	49	30	54	18	24	44	6	2	1
ES		11	23	14	51	44	20	44	12	29	41	6	4	4
FR		17	25	12	48	39	33	23	21	39	40	9	2	3
HR		20	32	22	48	34	29	45	14	12	40	11	1	1
IT		19	28	20	47	44	28	38	17	29	38	11	1	4
CY		17	25	10	53	31	48	35	19	32	50	12	2	0
LV		18	47	16	23	46	34	40	13	16	24	10	1	2
LT		14	62	16	32	41	29	42	14	10	38	8	1	2
LU		16	40	13	41	29	28	24	23	40	40	10	4	2
HU		19	39	22	26	41	31	40	23	23	39	10	1	2
MT		23	22	20	37	35	24	16	17	53	29	13	1	5
NL		22	39	9	23	14	37	33	22	58	65	29	1	0
AT		28	35	16	31	43	31	37	28	33	47	22	1	0
PL		23	36	16	22	33	23	31	21	24	37	18	1	4
PT		10	25	11	45	45	35	57	15	18	46	7	4	5
RO		19	41	25	42	38	25	34	20	30	33	15	1	2
SI		14	25	15	52	39	34	36	17	26	39	9	2	1
SK		16	45	17	27	27	23	34	17	31	38	13	5	6
FI		20	45	9	18	31	29	25	24	40	72	19	0	2
SE		13	51	12	24	18	17	28	22	63	76	17	3	1
UK		20	46	15	17	17	31	26	12	28	43	15	2	8

20. Interest in European elections






























Q15 The next European elections will be held in May-June 2019. How interested or not would you say you are in these elections?
(%)

		Very interested		Somewhat interested		Not very interested		Not at all interested		Don't know	Total 'Interested'		Total 'Not interested'	
		EB88.1	Δ*	EB88.1	Δ*	EB88.1	Δ*	EB88.1	Δ*		EB88.1	Δ*	EB88.1	Δ*
EU28		17	9	38	2	26	-5	17	-5	2	55	11	43	-10
EURO AREA		17	8	38	0	26	-4	17	-4	2	55	8	43	-8
NON-EURO AREA		16	9	37	5	25	-7	19	-6	3	53	14	44	-13
BE		11	2	42	6	34	1	13	-9	0	53	8	47	-8
BG		7	0	35	-6	30	0	22	5	6	42	-6	52	5
CZ		3	1	20	-2	40	-2	36	4	1	23	-1	76	2
DK		13	5	47	9	31	-8	8	-7	1	60	14	39	-15
DE		28	18	40	4	19	-16	11	-7	2	68	22	30	-23
EE		10	3	40	8	29	-8	18	-5	3	50	11	47	-13
IE		27	6	42	2	19	1	12	-5	0	69	8	31	-4
EL		11	-5	31	-15	31	6	27	14	0	42	-20	58	20
ES		14	4	37	-1	28	1	21	-3	0	51	3	49	-2
FR		13	3	33	-2	31	2	22	-2	1	46	1	53	0
HR		9	9	38	38	31	31	22	22	0	47	47	53	53
IT		12	7	40	1	27	-2	17	-4	4	52	8	44	-6
CY		12	-8	29	-3	24	1	33	11	2	41	-11	57	12
LV		9	4	30	15	37	-6	22	-14	2	39	19	59	-20
LT		11	2	43	8	29	-2	17	-5	0	54	10	46	-7
LU		17	2	48	8	23	0	10	-8	2	65	10	33	-8
HU		13	0	41	7	27	-2	16	-6	3	54	7	43	-8
MT		23	-4	42	10	18	-5	12	-2	5	65	6	30	-7
NL		25	16	54	5	16	-11	5	-10	0	79	21	21	-21
AT		22	13	38	-2	27	-3	11	-7	2	60	11	38	-10
PL		13	10	42	15	26	-13	14	-10	5	55	25	40	-23
PT		7	0	33	0	37	7	21	-5	2	40	0	58	2
RO		10	0	44	-2	27	6	17	1	2	54	-2	44	7
SI		6	-1	41	-5	33	13	19	-7	1	47	-6	52	6
SK		4	1	26	-10	34	-3	33	10	3	30	-9	67	7
FI		15	7	52	15	25	-14	7	-9	1	67	22	32	-23
SE		23	12	47	11	25	-14	4	-9	1	70	23	29	-23
UK		23	15	30	0	18	-11	25	-7	4	53	15	43	-18

*Evolution Jan.-Feb. 2009 - Sept./Oct. 2017






























21. Importance of voting in European elections

Q16a Please tell me how important or not it is for you personally to vote IN THE EUROPEAN ELECTIONS? Please use a scale from 1 to 10, when 1 means that voting is something that has no importance at all for you, and 10 means that voting is something you consider essential or that is a key duty for you as a citizen. The remaining numbers indicates something in between these two positions.
(%)

	1 Voting has no importance at all for you	2	3	4	5	6	7	8	9	10 Voting is something you consider essential/	Don't know	Total 'Low importance'	Total 'Medium importance'	Total 'High importance'
EU28 	12	3	5	5	12	8	11	11	6	25	2	20	36	42
EURO AREA	10	3	5	5	12	8	12	12	6	25	2	18	37	43
NON-EURO AREA	16	3	5	5	12	7	10	11	4	25	2	24	34	40
BE 	12	3	5	7	13	14	15	11	6	14	0	20	49	31
BG 	13	3	6	4	13	10	11	14	6	16	4	22	38	36
CZ 	25	6	11	7	19	8	8	6	2	6	2	42	42	14
DK 	6	2	3	5	6	5	9	9	6	48	1	11	25	63
DE 	6	2	5	4	8	6	9	15	9	34	2	13	27	58
EE 	17	4	6	8	14	6	9	9	5	18	4	27	37	32
IE 	5	2	3	3	13	7	9	13	11	34	0	10	32	58
EL 	18	5	7	6	11	6	11	10	6	20	0	30	34	36
ES 	14	2	5	4	16	13	13	10	6	16	1	21	46	32
FR 	11	3	4	4	16	7	10	9	5	30	1	18	37	44
HR 	17	8	9	13	19	7	7	5	2	13	0	34	46	20
IT 	11	4	6	7	10	9	15	12	4	19	3	21	41	35
CY 	21	7	6	5	16	6	8	8	6	15	2	34	35	29
LV 	16	3	7	6	20	9	10	9	3	16	1	26	45	28
LT 	14	3	5	4	14	8	9	10	6	26	1	22	35	42
LU 	10	3	5	6	12	8	12	11	8	23	2	18	38	42
HU 	12	4	5	5	15	8	10	12	5	22	2	21	38	39
MT 	8	3	2	4	18	7	11	14	6	24	3	13	40	44
NL 	4	1	3	2	5	8	15	17	9	35	1	8	30	61
AT 	7	5	7	6	10	9	12	13	4	26	1	19	37	43
PL 	14	4	7	6	11	8	12	12	5	18	3	25	37	35
PT 	12	4	8	9	18	11	10	9	3	13	3	24	48	25
RO 	9	3	5	6	13	11	14	13	6	18	2	17	44	37
SI 	19	5	7	6	18	10	10	9	4	12	0	31	44	25
SK 	21	5	8	6	20	9	7	7	4	10	3	34	42	21
FI 	5	3	5	5	9	7	14	17	9	25	1	13	35	51
SE 	2	1	2	3	8	6	11	12	7	48	0	5	28	67
UK 	22	2	4	3	11	5	6	9	3	33	2	28	25	45





























22. Importance of voting in National elections

Q16b And how important or not is it for you to vote in THE NATIONAL ELECTIONS IN (OUR COUNTRY)? (%)






























		1	2	3	4	5	6	7	8	9	10	Don't know	Total 'Low importance'	Total 'Medium importance'	Total 'High importance'
		1 Voting has no importance at all for you											10 Voting is something you consider essential/		
		6	1	2	3	8	5	9	13	8	43	2	9	25	64
EU28		6	1	2	3	8	5	9	13	8	43	2	9	25	64
EURO AREA		6	1	2	3	8	5	10	14	9	40	2	9	26	63
NON-EURO AREA		7	1	2	3	8	5	8	11	7	47	1	10	24	65
BE		11	3	4	5	13	11	13	13	8	19	0	18	42	40
BG		9	1	3	3	7	7	13	15	11	30	1	13	30	56
CZ		9	2	4	5	14	8	11	12	8	26	1	15	38	46
DK		2	1	1	1	3	1	3	6	7	75	0	4	8	88
DE		4	1	1	2	4	4	5	12	9	56	2	6	15	77
EE		7	2	3	2	9	5	9	10	10	42	1	12	25	62
IE		3	0	2	1	7	6	7	12	14	47	1	5	21	73
EL		9	1	4	3	10	6	12	14	10	31	0	14	31	55
ES		8	1	2	2	10	8	15	16	8	29	1	11	35	53
FR		6	2	1	2	7	2	7	11	10	51	1	9	18	72
HR		9	4	6	9	18	11	10	10	4	19	0	19	48	33
IT		8	2	3	4	10	9	14	18	7	22	3	13	37	47
CY		15	4	4	3	14	4	9	12	6	26	3	23	30	44
LV		10	2	3	2	10	6	9	11	8	39	0	15	27	58
LT		9	2	4	2	11	3	8	10	8	42	1	15	24	60
LU		11	2	3	3	9	7	9	12	9	31	4	16	28	52
HU		7	2	3	3	13	8	8	13	6	36	1	12	32	55
MT		5	1	2	1	8	5	4	14	14	42	4	8	18	70
NL		1	0	1	1	2	3	5	13	16	57	1	2	11	86
AT		3	1	2	3	7	7	11	13	11	41	1	6	28	65
PL		7	1	3	3	9	5	12	14	9	35	2	11	29	58
PT		7	1	2	2	12	7	15	19	9	25	1	10	36	53
RO		5	1	3	5	11	12	13	14	7	28	1	9	41	49
SI		12	3	5	4	14	7	8	12	8	27	0	20	33	47
SK		10	2	4	3	16	9	12	12	9	21	2	16	40	42
FI		2	1	3	2	4	4	7	12	15	49	1	6	17	76
SE		1	0	0	1	1	1	2	3	8	83	0	1	5	94
UK		8	1	1	2	5	3	4	9	5	61	1	10	14	75

23. Reasons to vote in European elections

Q17a Regardless of how important you personally think it is to vote, what, in your opinion, are the main reasons why people vote in the European elections? Firstly? (%)






























		It is their duty as citizens	They can change things by voting in the European elections	They want to participate in the choice of the next P resident of the European Commission	They want to express their discontent	They want to support the (NATIONALITY) government	They want to express dissatisfaction with the (NATIONALITY) government	They want to express dissatisfaction with the European Union	They systematically vote in elections	They feel European/ they feel they are citizens of the European Union	They want to support the EU	Other (SPONTANEOUS)	None (SPONTANEOUS)	Don't know
EU28		21	13	4	9	5	5	6	10	10	8	1	3	5
EURO AREA		22	12	4	10	4	5	7	9	0	8	1	3	4
NON-EURO AREA		19	14	4	8	7	5	5	10	0	9	1	2	7
BE		29	11	3	11	5	4	7	12	8	7	2	0	1
BG		16	11	5	4	3	4	2	20	13	13	1	1	7
CZ		11	10	4	14	6	6	9	8	14	10	1	1	6
DK		32	22	1	5	4	2	5	8	7	8	2	0	4
DE		18	13	3	6	6	2	5	9	15	13	0	7	3
EE		30	14	1	3	5	1	2	14	11	8	1	2	8
IE		27	13	6	7	5	5	5	10	8	9	1	1	3
EL		22	15	4	10	4	3	6	13	11	7	1	1	3
ES		29	15	3	11	3	5	4	8	9	5	1	2	5
FR		24	9	4	13	4	7	7	7	11	6	1	1	6
HR		25	9	4	12	4	8	7	11	6	9	1	1	3
IT		19	10	5	12	4	10	9	9	8	6	1	2	5
CY		28	13	2	8	7	4	5	15	9	4	2	2	1
LV		27	19	2	5	7	7	3	8	7	8	2	2	3
LT		37	8	4	6	5	3	2	13	9	7	1	2	3
LU		24	13	6	7	4	4	5	10	13	8	2	2	2
HU		16	11	6	7	6	6	5	14	14	9	0	2	4
MT		28	7	3	2	17	3	3	8	7	7	1	2	12
NL		15	23	3	11	3	4	10	11	10	7	1	1	1
AT		16	10	6	10	4	6	12	10	12	6	2	4	2
PL		17	10	5	8	7	6	3	15	12	8	1	1	7
PT		33	10	14	4	3	2	2	10	9	5	1	1	6
RO		25	11	6	10	7	6	5	10	7	6	1	2	4
SI		22	10	6	9	4	5	4	8	15	11	2	2	2
SK		14	8	4	10	5	4	7	16	10	11	2	2	7
FI		19	27	1	7	5	3	6	8	12	6	1	1	4
SE		22	31	1	6	3	1	3	15	8	6	1	0	3
UK		19	16	3	8	7	5	7	5	7	9	1	4	9

Q17T Regardless of how important you personally think it is to vote, what, in your opinion, are the main reasons why people vote in the European elections? Firstly? And then? (MAX. 4 ANSWERS)
(%)






























		It is their duty as citizens	They can change things by voting in the European elections	They want to participate in the choice of the next P resident of the European Commission	They want to express their discontent	They want to support the (NATIONALITY) government	They want to express dissatisfaction with the (NATIONALITY) government	They want to express dissatisfaction with the European Union	They systematically vote in elections	They feel European/ they feel they are citizens of the European Union	They want to support the EU	Other (SPONTANEOUS)	None (SPONTANEOUS)	Don't know
EU28		44	34	14	27	17	16	19	28	28	26	2	6	5
EURO AREA		46	34	15	28	16	17	20	27	0	26	2	6	4
NON-EURO AREA		41	33	13	25	19	16	17	29	0	25	2	7	7
BE		54	31	11	32	16	17	24	31	25	23	4	2	1
BG		38	31	19	13	10	11	7	40	34	33	2	2	7
CZ		25	30	15	34	21	17	25	24	34	26	3	4	6
DK		60	44	7	20	21	8	22	33	28	31	5	3	4
DE		39	37	13	18	20	11	16	27	36	39	1	11	3
EE		55	30	4	14	19	5	6	38	31	25	2	7	8
IE		53	34	18	22	24	19	18	31	28	31	2	3	3
EL		50	43	20	29	17	17	20	40	34	22	3	3	3
ES		54	34	11	29	10	12	13	23	26	18	3	7	5
FR		50	31	13	31	13	21	21	21	29	24	2	5	6
HR		48	23	14	34	11	23	21	34	19	22	4	2	3
IT		41	32	21	35	15	27	27	27	24	20	1	2	5
CY		57	36	12	19	22	11	15	47	25	15	3	5	1
LV		52	39	7	19	20	18	9	26	24	22	3	10	3
LT		64	21	12	16	18	10	5	47	27	27	2	4	3
LU		52	38	20	19	19	12	15	23	31	33	4	5	2
HU		40	31	20	22	19	16	18	41	32	27	1	5	4
MT		52	27	10	13	40	11	9	25	22	23	4	6	12
NL		41	50	11	39	19	17	33	37	35	32	2	2	1
AT		41	32	24	30	21	21	29	32	33	25	6	5	3
PL		38	24	16	21	20	15	10	37	27	23	2	4	7
PT		58	29	28	18	12	7	10	26	25	17	2	6	6
RO		52	32	19	30	24	18	15	29	27	26	1	5	4
SI		43	30	22	21	13	13	12	28	35	27	5	7	2
SK		31	27	15	25	16	14	18	41	27	28	4	3	7
FI		52	51	6	25	22	11	22	35	36	27	2	6	3
SE		50	63	5	30	14	8	23	44	29	38	2	4	3
UK		39	35	10	25	21	17	19	18	18	24	2	12	9

24. Reasons not to vote in the European elections

Q18a Still regardless of how important you personally think it is to vote, what are the reasons why people do not vote in the European elections? Firstly?
(%)

		They are not interested in politics, or in elections in general	They believe their vote will not change anything	They are against Europe, the European Union, the building of Europe	They do not know enough about the role of the European Parliament	They believe that the European Parliament does not deal sufficiently with problems that concern people like them	They believe that they are not sufficiently informed on the positioning of the different political parties on European issues	Lack of time	They distrust the political system	Other (SPONTANEOUS)	None (SPONTANEOUS)	Don't know
EU28		15	28	5	10	8	5	4	19	1	2	3
EURO AREA		14	29	5	10	9	5	2	20	1	2	3
NON-EURO AREA		17	25	5	11	8	5	6	17	1	1	4
BE		18	31	4	9	6	4	4	23	1	0	0
BG		16	25	5	8	13	4	3	19	0	1	6
CZ		19	27	7	9	12	4	4	16	1	0	1
DK		18	24	5	18	10	6	1	13	1	1	3
DE		16	27	4	14	11	5	2	12	0	7	2
EE		19	35	2	8	10	4	5	12	1	0	4
IE		21	19	4	13	9	8	4	18	1	1	2
EL		16	33	5	5	10	4	2	24	0	0	1
ES		15	28	2	7	5	4	3	30	1	1	4
FR		12	34	6	10	7	5	2	20	0	0	4
HR		20	21	6	9	8	6	6	23	0	0	1
IT		11	25	6	8	10	7	3	25	0	1	4
CY		20	28	2	7	8	2	3	28	0	1	1
LV		10	38	3	6	9	4	4	23	1	1	1
LT		18	39	2	7	8	3	3	18	1	0	1
LU		18	27	4	9	11	4	6	17	0	1	3
HU		19	24	3	10	11	7	6	17	0	1	2
MT		24	18	6	7	8	4	3	13	2	1	14
NL		15	38	5	10	11	4	1	14	1	0	1
AT		16	23	7	8	10	7	8	15	2	2	2
PL		16	29	6	7	8	5	8	15	1	1	4
PT		18	17	4	16	6	5	1	26	1	2	4
RO		11	21	4	10	10	7	8	25	0	2	2
SI		20	25	3	7	9	5	4	25	0	1	1
SK		19	23	5	6	11	3	7	18	1	5	2
FI		16	39	4	10	6	7	1	14	0	0	3
SE		19	31	4	14	11	8	1	10	0	0	2
UK		18	25	5	13	6	4	5	17	0	2	5






























Q18T Still regardless of how important you personally think it is to vote, what are the reasons why people do not vote in the European elections? Firstly? And then? (MAX. 4 ANSWERS)
(%)

		They are not interested in politics, or in elections in general	They believe their vote will not change anything	They are against Europe, the European Union, the building of Europe	They do not know enough about the role of the European Parliament	They believe that the European Parliament does not deal sufficiently with problems that concern people like them	They believe that they are not sufficiently informed on the positioning of the different political parties on European issues	Lack of time	They distrust the political system	Other (SPONTANEOUS)	None (SPONTANEOUS)	Don't know
EU28		44	62	17	33	31	20	13	51	1	4	3
EURO AREA		43	64	17	34	33	20	10	54	1	5	3
NON-EURO AREA		46	58	16	33	29	21	18	46	1	4	4
BE		47	66	18	33	28	19	17	59	1	0	0
BG		46	55	14	24	41	19	11	46	1	1	5
CZ		54	66	27	31	41	20	15	48	1	1	1
DK		51	64	19	49	36	27	11	43	2	1	3
DE		44	60	17	42	39	20	7	42	1	10	2
EE		50	70	6	25	33	18	14	41	2	4	4
IE		51	54	17	39	29	25	18	43	2	3	2
EL		49	75	25	24	42	20	7	69	1	2	1
ES		42	64	7	25	22	14	9	63	2	5	4
FR		36	70	19	34	29	19	11	53	1	3	3
HR		53	55	17	27	30	22	22	56	1	0	1
IT		38	57	20	27	33	26	12	62	1	2	4
CY		60	74	9	27	28	13	11	63	0	3	1
LV		35	73	10	25	32	15	16	54	2	7	1
LT		61	75	9	28	30	13	17	50	1	2	1
LU		43	64	18	27	34	15	17	51	1	4	3
HU		48	57	10	33	32	27	20	47	1	2	2
MT		45	47	17	27	30	23	11	42	3	2	14
NL		58	82	30	46	48	19	11	49	1	1	1
AT		46	59	24	33	42	28	23	50	3	5	2
PL		45	57	14	24	24	15	22	43	2	2	4
PT		53	56	13	43	25	19	5	59	1	3	4
RO		41	54	15	33	35	26	26	56	1	3	2
SI		54	60	10	30	27	23	19	54	1	2	1
SK		53	54	18	24	31	15	20	50	4	6	2
FI		58	74	18	40	36	27	9	48	1	3	3
SE		57	77	19	47	47	37	10	40	1	2	2
UK		44	55	16	36	22	18	16	44	2	8	5

25. My voice counts in the EU

D72.1 Please tell me to what extent you agree or disagree with each of the following statements.

My voice counts in the EU (%)






























		Totally agree		Tend to agree		Tend to disagree		Totally disagree		Don't know	Total 'Agree'		Total 'Disagree'	
		EB88.1	Δ*	EB88.1	Δ*	EB88.1	Δ*	EB88.1	Δ*		EB88.1	Δ*	EB88.1	Δ*
EU28		14	1	33	3	27	-4	21	-1	5	47	4	48	-5
EURO AREA		15	2	33	3	26	-5	21	-2	5	48	5	47	-7
NON-EURO AREA		13	1	34	3	27	-4	20	-1	6	47	4	47	-5
BE		14	1	46	3	26	-3	12	-2	2	60	4	38	-5
BG		7	-7	30	1	22	4	26	-3	15	37	-6	48	1
CZ		4	0	21	6	37	-2	33	-5	5	25	6	70	-7
DK		48	12	32	-2	9	-11	7	-1	4	80	10	16	-12
DE		28	2	42	6	19	-6	8	-3	3	70	8	27	-9
EE		3	2	20	4	33	-5	39	0	5	23	6	72	-5
IE		18	3	42	7	25	-8	9	-4	6	60	10	34	-12
EL		3	1	18	4	32	-3	44	-5	3	21	5	76	-8
ES		5	1	30	5	32	-7	27	-1	6	35	6	59	-8
FR		16	2	31	2	27	-4	20	-2	6	47	4	47	-6
HR		19	5	36	4	21	-6	18	-3	6	55	9	39	-9
IT		5	0	23	2	29	-2	37	-2	6	28	2	66	-4
CY		4	2	20	-2	28	-8	44	7	4	24	0	72	-1
LV		3	-1	19	1	34	-4	37	2	7	22	0	71	-2
LT		2	0	23	-5	32	-7	31	6	12	25	-5	63	-1
LU		27	8	35	-1	19	-3	14	-3	5	62	7	33	-6
HU		8	2	31	5	30	-3	28	-5	3	39	7	58	-8
MT		11	-3	40	7	29	0	11	-7	9	51	4	40	-7
NL		32	8	41	-3	15	-7	8	0	4	73	5	23	-7
AT		20	7	41	3	23	-6	13	-4	3	61	10	36	-10
PL		12	2	42	6	26	-12	10	-1	10	54	8	36	-13
PT		6	1	36	6	34	-4	19	-5	5	42	7	53	-9
RO		8	-5	34	2	27	3	26	0	5	42	-3	53	3
SI		13	3	31	11	31	-6	20	-10	5	44	14	51	-16
SK		10	0	29	4	33	-5	19	0	9	39	4	52	-5
FI		18	2	46	6	23	-8	11	0	2	64	8	34	-8
SE		50	16	34	-6	9	-4	6	-4	1	84	10	15	-8
UK		9	-1	31	2	32	0	24	0	4	40	1	56	0

*Evolution Mar. 2017 - Sept./Oct. 2017

26. My voice counts in my country

D72.2 Please tell me to what extent you agree or disagree with each of the following statements.






























My voice counts in (OUR COUNTRY) (%)

	Totally agree		Tend to agree		Tend to disagree		Totally disagree		Don't know	Total 'Agree'		Total 'Disagree'	
	EB88.1	Δ*	EB88.1	Δ*	EB88.1	Δ*	EB88.1	Δ*		EB88.1	Δ*	EB88.1	Δ*
EU28 	23	-2	38	0	20	-1	15	1	4	61	-2	35	0
EURO AREA	24	-1	36	0	20	-1	16	0	4	60	-1	36	-1
NON-EURO AREA	20	-3	40	-1	22	0	14	3	4	60	-4	36	3
BE 	18	-2	48	3	22	-2	10	0	2	66	1	32	-2
BG 	10	-12	35	2	22	4	25	3	8	45	-10	47	7
CZ 	12	0	38	1	28	-5	19	3	3	50	1	47	-2
DK 	70	3	24	-2	2	-1	2	-1	2	94	1	4	-2
DE 	44	0	38	1	10	-1	5	-1	3	82	1	15	-2
EE 	8	2	36	-1	29	-7	23	5	4	44	1	52	-2
IE 	24	-2	47	4	18	-3	6	-1	5	71	2	24	-4
EL 	4	-1	19	1	34	-5	41	3	2	23	0	75	-2
ES 	8	2	34	-2	31	-4	22	1	5	42	0	53	-3
FR 	30	-2	41	0	15	0	11	1	3	71	-2	26	1
HR 	28	-4	43	1	16	-1	10	2	3	71	-3	26	1
IT 	4	-4	28	0	30	1	33	0	5	32	-4	63	1
CY 	5	1	25	-4	26	-9	41	11	3	30	-3	67	2
LV 	6	-4	34	1	26	-6	30	7	4	40	-3	56	1
LT 	2	-1	21	-7	37	-2	32	5	8	23	-8	69	3
LU 	32	-2	33	-5	15	5	15	2	5	65	-7	30	7
HU 	10	-1	34	1	28	-3	26	3	2	44	0	54	0
MT 	20	2	46	-1	21	0	6	-4	7	66	1	27	-4
NL 	45	-8	42	5	6	-1	4	2	3	87	-3	10	1
AT 	40	-5	42	4	11	-3	5	2	2	82	-1	16	-1
PL 	16	-5	48	2	20	-4	9	3	7	64	-3	29	-1
PT 	11	1	48	0	21	-6	16	3	4	59	1	37	-3
RO 	9	-6	28	-5	34	7	26	4	3	37	-11	60	11
SI 	20	1	38	1	23	-4	16	0	3	58	2	39	-4
SK 	19	-2	35	-7	27	4	13	1	6	54	-9	40	5
FI 	36	-1	47	-2	10	0	5	2	2	83	-3	15	2
SE 	75	13	20	-11	2	-1	2	0	1	95	2	4	-1
UK 	16	-3	46	0	22	0	14	5	2	62	-3	36	5

*Evolution Mar. 2017 - Sept./Oct. 2017

27. Things are going in the right/wrong direction in my country

D73.1 At the present time, would you say that, in general, things are going in the right direction or in the wrong direction, in...?
(OUR COUNTRY) (%)






























	Things are going in the right direction		Things are going in the wrong direction		Neither the one nor the other (SPONTANEOUS)		Don't know
	EB88.1	Δ*	EB88.1	Δ*	EB88.1	Δ*	
EU28 	32	1	49	-2	10	-2	9
EURO AREA	31	1	50	-4	10	0	9
NON-EURO AREA	33	-1	48	2	10	-5	9
BE 	38	-3	53	2	7	2	2
BG 	28	8	52	-5	12	-1	8
CZ 	41	2	43	0	11	-1	5
DK 	46	4	33	-5	15	-1	6
DE 	41	-9	40	8	12	-1	7
EE 	45	5	21	-5	23	0	11
IE 	75	-1	13	0	6	0	6
EL 	8	3	83	-6	5	1	4
ES 	21	2	64	-3	10	0	5
FR 	25	11	53	-19	6	0	16
HR 	19	-4	73	5	4	0	4
IT 	16	2	61	-7	13	2	10
CY 	27	1	43	-6	20	3	10
LV 	32	3	43	-2	17	0	8
LT 	27	0	46	0	18	2	9
LU 	62	7	16	-1	14	-5	8
HU 	34	-3	46	-4	10	1	10
MT 	64	6	12	-4	17	-1	7
NL 	59	-2	24	-2	12	1	5
AT 	44	8	35	-6	16	-2	5
PL 	38	4	41	-13	8	1	13
PT 	57	9	14	-7	15	-1	14
RO 	25	-7	62	10	6	-2	7
SI 	29	5	42	-12	21	5	8
SK 	29	3	52	-4	10	2	9
FI 	52	-3	35	2	8	2	5
SE 	43	4	39	-8	13	3	5
UK 	30	-5	50	14	13	-12	7

*Evolution Mar. 2017 - Sept./Oct. 2017

28. Things are going in the right/wrong direction in the EU

D73.2 At the present time, would you say that, in general, things are going in the right direction or in the wrong direction, in...?

The European Union (%)

		Things are going in the right direction		Things are going in the wrong direction		Neither the one nor the other (SPONTANEOUS)		Don't know
		EB88.1	Δ*	EB88.1	Δ*	EB88.1	Δ*	
EU28		31	6	44	-6	11	-3	14
EURO AREA		30	6	44	-10	12	1	14
NON-EURO AREA		32	6	43	-1	11	-8	14
BE		36	4	53	-5	7	1	4
BG		48	8	22	-4	12	1	18
CZ		26	1	57	2	10	-1	7
DK		36	12	34	-15	17	0	13
DE		39	4	39	-6	13	0	9
EE		40	8	20	-7	23	2	17
IE		59	4	22	-4	8	0	11
EL		16	7	69	-11	8	0	7
ES		25	7	51	-5	12	-1	12
FR		22	9	47	-18	7	2	24
HR		37	8	47	-6	8	1	8
IT		21	3	50	-8	15	4	14
CY		24	2	40	-5	20	3	16
LV		41	10	25	-9	16	-3	18
LT		46	11	19	-10	17	-1	18
LU		42	15	28	-13	20	-1	10
HU		38	5	41	-6	9	-2	12
MT		41	4	11	-8	30	1	18
NL		46	10	30	-14	15	0	9
AT		33	9	46	-5	15	-4	6
PL		37	3	35	-8	10	-1	18
PT		42	9	18	-11	17	0	23
RO		38	1	42	3	8	-1	12
SI		35	10	33	-13	20	1	12
SK		33	6	41	-9	13	4	13
FI		43	9	36	-12	10	3	11
SE		32	8	41	-16	15	5	12
UK		23	7	50	7	12	-21	15

*Evolution Mar. 2017 - Sept./Oct. 2017

PARLEmeter 2017: A STRONGER VOICE

The Parlemeter 2017 of the European Parliament (EP/EB 88.1) was carried out in the 28 Member States of the European Union, from 23 September until 2 October 2017, by Kantar Public.

This survey monitors European citizens' opinions on the EU membership and its benefits, on their attitudes towards the European Parliament, its priorities, actions and mission. It also sheds light on the role of the EU in tackling major threats and protecting the main achievements cherished by its citizens.

The present part II of the study contains the survey results for all questions and all countries.

**This is a publication of the
Public Opinion Monitoring Unit
Directorate-General for Communication
European Parliament**



PE 608.759

ISBN: 978-92-846-1932-0

ISSN: 2529-6973

DOI: 10.2861/87344

QA-CE-17-201-EN-N

The content of this document is the sole responsibility of the author and any opinions expressed therein do not necessarily represent the official position of the European Parliament. It is addressed to the Members and staff of the EP for their parliamentary work.

© European Union 2017